
2021-22 USER FEE SCHEDULE



41000 Main Street
Temecula, CA 92589
951. 694.6430

Adopted

Effective

cc 9/27/05	Resolution #05-101	November 26, 2005
	CPI Increase 4.7%	July 1, 2006
	CPI Increase 3.8%	July 1, 2007
	CPI Increase 3.3%	July 1, 2008
	CPI Decrease 1.0%	July 1, 2009
	CPI Increase 1.9%	July 1, 2010
	CPI Increase 3.0%	July 1, 2011
	CPI Increase 2.0%	July 1, 2012
	CPI Increase 1.3%	July 1, 2013
	CPI Increase 1.0%	October 13, 2014
	CPI Increase 0.5%	July 1, 2015
	CPI Increase 1.7%	July 1, 2016
	CPI Increase 2.7%	July 1, 2017
	CPI Increase 3.8%	July 1, 2018
	CPI Increase 2.8%	July 1, 2019
	CPI Increase 2.3%	July 1, 2020
	CPI Increase 3.6%	July 1, 2021

FEE SCHEDULE TABLE OF CONTENTS

Planning Department

Page No.

ADULT BUSINESS.....	6
ANNEXATION.....	6
APPEAL.....	6
CEQA (CALIFORNIA ENVIRONMENTAL QUALITY ACT).....	6
CERTIFICATE OF HISTORIC APPROPRIATENESS.....	6
CERTIFICATE OF LAND DIVISION COMPLIANCE	6
COMMON INTEREST DEVELOPMENT CONVERSION.....	6
CONDITIONAL USE PERMIT.....	6
CONDITIONAL USE PERMIT W/DEVELOPMENT PLAN.....	6
DEVELOPMENT PLAN.....	7
ARCHITECTURAL PLAN REVIEW.....	7
TELECOMMUNICATION APPLICATION REVIEW.....	7
MODIFICATION TO AN APPROVED DEV PLAN OR CUP.....	7
CONDOMINIUM MAP.....	7
DEVELOPMENT AGREEMENT.....	7
DIF CREDIT OR REDUCTION.....	7
FINDING OF PUBLIC CONVENIENCE & NECESSITY.....	7
GENERAL PLAN AMENDMENT/ZONING MAP AMENDMENT.....	8
HOME OCCUPANCY PERMIT.....	8
LANDSCAPE CONSTRUCTION PLAN.....	8
LARGE FAMILY DAY CARE PERMIT.....	8
LOT LINE ADJUSTMENT.....	8
MASSAGE ESTABLISHMENT PERMIT.....	8

Planning Department (cont'd)

MERGER OF CONTIGUOUS PARCELS.....	8
MINOR CHANGE TO APPROVED TENTATIVE MAP.....	8
MINOR EXCEPTION.....	8
MINOR EXCEPTION - INDIVIDUAL HOMEOWNER.....	8
MUNICIPAL CODE AMENDMENT.....	8
PARCEL MAP - TENTATIVE	8
PARCEL MAP - TENTATIVE (PHASING PLAN).....	9
PLANNED DEVELOPMENT OVERLAY.....	9
RECORDS RESEARCH.....	10
RESIDENTIAL TRACT PRODUCT REVIEW.....	10
REVERSION TO ACREAGE.....	10
ACCESSORY DWELLING UNIT PERMIT.....	10
SIGN PROGRAM.....	10
SPECIFIC PLAN.....	10
SUBSTANTIAL CONFORMANCE.....	10
TEMPORARY SIGN PERMIT.....	10
TEMPORARY USE PERMIT.....	10
EXTENSION OF TIME.....	11
TRACT MAP - TENTATIVE	11
VARIANCE.....	11
VENDORS STAND PERMIT.....	11
ZONING OR PLANNING LETTER.....	11
SEWAGE DISCHARGE (ORD. 650).....	12
Miscellaneous Fees.....	12

Public Works Department

PLAN CHECK..... 13

INSPECTION..... 14

ENCROACHMENT PERMITS..... 16

Fire Prevention (Other/Non-Building)

PLAN CHECK..... 17

INSPECTION..... 18

TECHNICAL REPORT REVIEW..... 19

Parks Maintenance Department

PLAN CHECK, INSPECTION, DEVELOPER ELECTIONS..... 20

Police Department

ABC PERMIT..... 21

CITATION COPY..... 21

FINGERPRINTS..... 21

MESSAGE PERMIT..... 21

REPORT COPY..... 21

SOLICITOR’S PERMIT..... 21

TAXI PERMIT..... 21

VEHICLE RELEASE..... 21

Building and Safety Nexus

See appendix 1

Fire Prevention (Building) Nexus

See appendix 2

Landscape Plan Check and Inspection Fee Schedule

See appendix 3

PLANNING DEPARTMENT

	<u>Planning</u>	<u>P/W</u>	<u>PM</u>	<u>Fire</u>	<u>Police</u>	<u>TOTAL</u>
<u>1. ADULT BUSINESS</u>						
A. Conditional Use Permit (ABCP, PL63)	\$12,998	-	-	\$440	\$103	\$13,541.00
- Add PW Traffic Impact Analysis (if required)						See PW - M
- Environmental Health (separate check to Dept of Environmental Health)						\$234.00
- For additional CEQA-related fees please see Environmental Determination						
B. Employee Permit (ABOE, PL64)	95	-	-	-	\$103	\$198.00
C. Owner Permit (ABOE, PL65)	\$185				\$103	\$288.00
<u>2. ANNEXATION</u>						
A. Annexation/Detachment (AF, PL67)	\$39,784	\$4,128		\$435	-	\$44,347.00
B. Pre-Annex Agreement (PL34)	\$47,954	\$3,758		\$2,027	-	\$53,739.00
- For modification to pre-annexation agreements refer to 15 B & C (Does not include fees due to the local agency formation commission)						
<u>3. APPEAL (AP, PL31)</u>	\$488	-	-	-	-	\$488.00
<u>4. CEQA</u>						
A. Environmental Determination (PL68)	\$325	-	-	-	-	\$325.00
B. Negative Declaration (w/o mitigation) (ND, PL69)	\$5,552	-	-	-	-	\$5,552.00
C. Negative Declaration (w/mitigation) (ND, PL70)	\$7,308	\$282	-	-	-	\$7,590.00
D. City Manager EIR (EIR, PL72)	\$49,868	\$7,314		\$2,629	-	\$59,811.00
E. Applicant Managed EIR (EIR, PL71)	\$70,645	\$13,927		\$3,620	-	\$88,192.00
<u>5. CERTIFICATE OF HISTORIC APPROPRIATENESS (CLDC, PL37)</u>	\$562	-	-	-	-	\$562.00
<u>6. CERTIFICATE OF LAND DIVISION COMPLIANCE (CLDC, PL60)</u>	\$77	\$1,517	-	-	-	\$1,594.00
- Environmental Health (separate check to Dept of Environmental Health)						\$138.00
<u>7. COMMON INTEREST DEVELOPMENT CONVERSION (CIDC, PL53)</u>	\$5,160	\$364	-	-	-	\$5,524.00
<u>8. CONDITIONAL USE PERMIT (No Site Changes) (CUP, PL8)</u>	\$3,676	-	-	\$315	\$98	\$4,089.00
- Environmental Health (separate check to Dept of Environmental Health)						\$234.00
<u>9. CONDITIONAL USE PERMIT w/A DEVELOPMENT PLAN (CUP, PL8a)</u>	\$1,102	\$76	-	\$94	\$31	\$1,303.00

PLANNING DEPARTMENT cont'd

	<u>Planning</u>	<u>P/W</u>	<u>PM</u>	<u>Fire</u>	<u>Police</u>	<u>TOTAL</u>
<u>10. DEVELOPMENT PLAN</u>						
A. Smaller than 10,000 Sq. Ft. (DP,PL14)	\$7,073	\$2,270		\$496	-	\$9,839.00
B. 10,000 - 100,000 Sq. Ft. (DP, PL13)	\$9,999	\$2,770		\$597	-	\$13,366.00
C. Larger than 100,000 Sq. Ft. (DP,PL12)	\$11,686	\$3,602		\$693	\$97	\$16,078.00
- Add PW Traffic Impact Analysis (if required)						See PW - M
- Environmental Health (separate check to Dept of Environmental Health)						\$136.00
- For additional CEQA-related fees please see Environmental Determination						
- UCR Eastern Information Center (if required) (Separate check to University of California Regents)						\$60.00
- Add Conceptual Landscape Plan Review (Consultant Fee)						See Appendix 3
<u>11. ARCHITECTURAL PLAN REVIEW</u>						
- With Development Plan Modification (Major) Product Review						\$.05 per gross square footage
						\$2,000 per application
<u>12. TELECOMMUNICATION APPLICATION REVIEW</u>						
<u>13. MODIFICATION</u>						
(To an approved development plan or conditional use permit)						
A. Major (MOD, PL15)	\$6,538	\$703		\$315	-	\$7,556.00
B. Minor (MOD, PL16)	\$2,684	\$372	-	\$213	-	\$3,269.00
- For additional CEQA-related fees please see Environmental Determination						
- Add Conceptual Landscape Plan Review (Consultant Fee)						See Appendix 3
C. Planning Department Review Only (ADP, PL17)	\$201	-	-	-	-	\$201.00
<u>14. CONDOMINIUM MAP (TSC, PL52)</u>						
	\$12,084	\$1,621		\$621	-	\$14,326.00
- Environmental Health (separate check to Dept of Environmental Health)						\$538.00
- For additional CEQA-related fees please see Environmental Determination						
<u>15. DEVELOPMENT AGREEMENT (AGE,PL33)</u>						
	\$54,283	\$3,879		\$7,658	-	\$65,820.00
A. Major Modification (AGM, PL33a)	\$15,078					\$15,078.00
B. Minor Modification (AGM, PL33b)	\$4,309					\$4,309.00
- For additional CEQA-related fees please see Environmental Determination						
<u>16. DIF CREDIT OR REDUCTION (DIFC,PL73)</u>						
	\$165	\$935	-	-	-	\$1,100.00
<u>17. FINDING OF PUBLIC CONVENIENCE & NECESSITY</u>						
A. With Development Plan or Conditional Use Permit (FCN,PL74a)						No Fee
B. Without Development Plan or Conditional Use Permit (FCN,PL74)						\$1,186.00
<u>18. GENERAL PLAN AMENDMENT/ZONING MAP AMENDMENT</u>						
A. Text or Exhibit (GPA, PL1)	\$7,103	\$990	-	\$1,194	-	\$9,287.00
B. Official Zoning Map & Land Map (GPA,PL2)	\$5,677	\$565	-	\$1,036	-	\$7,278.00

PLANNING DEPARTMENT cont'd

GENERAL PLAN AMENDMENT/ZONING

MAP AMENDMENT cont'd

	<u>Planning</u>	<u>P/W</u>	<u>PM</u>	<u>Fire</u>	<u>Police</u>	<u>TOTAL</u>
- Add PW Traffic Impact Analysis (if required)						See PW - M
- For additional CEQA-related fees please see Environmental Determination						
C. Official Zoning Map or Land Map (GPA, PL3)	\$3,840	\$399	-	\$770	-	\$5,009.00
- Add PW Traffic Impact Analysis (if required)						See PW - M
- For additional CEQA-related fees please see Environmental Determination						
- Environmental Health (separate check to Dept of Environmental Health)						\$59.00
<u>19. HOME OCCUPANCY PERMIT (HOCC)</u>	\$20	-	-	-	-	\$20.00
<u>20. LANDSCAPE CONSTRUCTION PLAN (LCP, PL36)</u>						\$782.00
- For landscape construction plan, please see Landscape Plan Check and Inspection						
Note: Contractual services for Plan Check and inspection of Parks, Medians, & Slopes are in addition to the fees stated above. Fee based on contract rate in effect at time of service.						See Appendix 3
<u>21. LARGE FAMILY DAY CARE PERMIT (DAYL, PL9)</u>	\$1,947	-	-	\$416	-	\$2,363.00
- Environmental Health (separate check to Dept of Environmental Health)						\$87.00
<u>22. LOT LINE ADJUSTMENT (LLA, PL59)</u>	\$259	\$1,038	-	\$315	-	\$1,612.00
<u>23. MASSAGE ESTABLISHMENT PERMIT</u>						
A. New (MAS, PL38)	\$644	-	-	-	\$98	\$742.00
B. Renewal (MAS, PL38a)	\$301	-	-	-	-	\$301.00
C. Practitioner's License (MAS, PL38b)	\$74	-	-	-	-	\$74.00
<u>24. MERGER OF CONTIGUOUS PARCELS (MCP, PL58)</u>	\$273	\$1,831	-	\$315	-	\$2,419.00
<u>25. MINOR CHANGE TO APPROVED TENTATIVE MAP (MCS, PL54)</u>	\$1,633	\$652		\$157	-	\$2,442.00
<u>26. MINOR EXCEPTION (PP2, PL19)</u>	\$634	-	-	-	-	\$634.00
<u>27. MINOR EXCEPTION-INDIVIDUAL HOMEOWNER (PP2, PL19A)</u>	\$158	-	-	-	-	\$158.00
<u>28. MUNICIPAL CODE AMENDMENT (AGE, PL4)</u>	\$6,025	\$156	-	\$1,098	-	\$7,279.00
- For additional CEQA-related fees please see Environmental Determination						
<u>29. TENTATIVE PARCEL MAP</u>						
A. Commercial Industrial						
a. Standard (TPM, PL50)	\$4,804	\$1,614		\$416	-	\$6,834.00
- Environmental Health (separate check to Dept of Environmental Health)						\$528.00

PLANNING DEPARTMENT cont'd

	<u>Planning</u>	<u>P/W</u>	<u>PM</u>	<u>Fire</u>	<u>Police</u>	<u>TOTAL</u>
<u>TENTATIVE PARCEL MAP CONT'D</u>						
A. Commercial Industrial cont'd						
b. With a Waiver of Final Map (TPMW, PL56)	\$3,140	\$1,246		\$211	-	\$4,597.00
- Environmental Health (separate check to Dept of Environmental Health)						\$389.00
- Add PW Traffic Impact Analysis (if required)						See PW - M
- For additional CEQA-related fees please see Environmental Determination						
- UCR Eastern Information Center (if required) (separate check to University of California Regents)						\$60.00
B. Residential						
a. Standard (TPM, PL49)	\$2,876	\$1,715		\$313	-	\$4,904.00
- Environmental Health (separate check to Dept. of Environmental Health)						\$675.00
b. With a Waiver of Final Map (TPMW, PL55)	\$2,470	\$1,246		\$211	-	\$3,927.00
- Environmental Health (separate check to Dept. of Environmental Health)						\$389.00
- Add PW Traffic Impact Analysis (if required)						See PW - M
- Add CEQA (if required)						See PL - 4A
- UCR Eastern Information Center (if required) (separate check to University of California Regents)						\$60.00
C. Vesting (VTPM, PL75)	\$4,298	-		-	-	\$4,298.00
- Add PW Traffic Impact Analysis (if required)						See PW - M
- Environmental Health (separate check to Dept. of Environmental Health)						\$424.00
- For additional CEQA-related fees please see Environmental Determination						
- UCR Eastern Information Center (if required) (Separate check to University of California Regents)						\$60.00
D. Revised (TPMR, PL51)	\$3,095	\$966		\$211	-	\$4,272.00
- Environmental Health (separate check to Dept of Environmental Health)						\$203.00
30. PHASING PLAN FOR TENTATIVE MAP (LDUM, PL57)						
- Environmental Health - Sewered (separate check to Dept of Environmental Health)						\$57.00
- Environmental Health - Subsurface Disposal (separate check to Dept of Environmental Health)						\$138.00
31. PLANNED DEVELOPMENT OVERLAY (PDO, PL76)						
- Add PW Traffic Impact Analysis (if required)						See PW - M
- For additional CEQA-related fees please see Environmental Determination						

PLANNING DEPARTMENT cont'd

	<u>Planning</u>	<u>P/W</u>	<u>PM</u>	<u>Fire</u>	<u>Police</u>	<u>TOTAL</u>
<u>31. PLANNED DEVELOPMENT OVERLAY (cont'd)</u>						
- UCR Eastern Information Center (if required) (Separate check to Univ. of California Regents)						\$60.00
- DRC Landscape Review Fee (if required)						
<u>32. RECORDS RESEARCH (RFI, PL66)</u>	\$170	-	-	-	-	\$170.00
<u>33. RESIDENTIAL TRACT PRODUCT REVIEW (RPR, PL26)</u>	\$12,631	-	-	-	-	\$12,631.00
<u>34. REVERSION TO ACREAGE (RA, PL61)</u>	\$685	\$245	-	-	-	\$930.00
- Environmental Health (separate check to Dept of Environmental Health)						\$72.00
<u>35. ACCESSORY DWELLING UNIT PERMIT (2DU, PL27)</u>	\$346	\$251	-	\$337	-	\$934.00
<u>36. SIGN PROGRAM (SIGP, PL24)</u>	\$3,154	-	-	-	-	\$3,154.00
<u>37. SPECIFIC PLAN</u>						
A. New (SP, PL5)	\$79,157	\$15,271		\$9,851	-	\$104,279.00
- Add PW Traffic Impact Analysis (if required)						See PW - M
- Environmental Health (separate check to Dept of Environmental Health)						\$197.00
- For additional CEQA-related fees please see Environmental Determination						
- UCR Eastern Information Center (if required) (Separate check to University of California Regents)						\$60.00
B. Amendment						
a. Major (SPA, PL6)	\$31,992	\$7,264		\$2,132	-	\$41,388.00
b. Minor (SPA, PL7)	\$12,341	\$1,372		\$728	-	\$14,441.00
- Add PW Traffic Impact Analysis (if required)						See PW - M
- Environmental Health (separate check to Dept of Environmental Health)						\$61.00
- For additional CEQA-related fees please see Environmental Determination						
- UCR Eastern Information Center (if required) (Separate chk to Univ. of Cal. Regents)						\$60.00
<u>38. SUBSTANTIAL CONFORMANCE (SCSP, PL35)</u>	\$6,760	\$834		\$112	-	\$7,706.00
- Environmental Health (separate check to Dept of Environmental Health)						\$61.00
<u>39. TEMPORARY SIGN PERMIT (SIGN, PL25)</u>	\$32	-	-	-	-	\$32.00
<u>40. TEMPORARY USE PERMIT</u>						
A. Major- Regular (TUP, PL21)	\$123	\$48	-	\$117	\$12	\$300.00
B. Minor - Regular (TUP, PL20)	\$17	\$21	-	\$100	\$12	\$150.00
C. Major- Non-Profit (TUP, PL22)	\$60	\$10	-	\$27	\$3	\$100.00
D. Minor- Non-Profit (TUP, PL23)	\$26	\$10	-	\$35	\$4	\$75.00
- Environmental Health (separate check to Dept of Environmental Health)						\$64.00

PLANNING DEPARTMENT cont'd

	<u>Planning</u>	<u>P/W</u>	<u>PM</u>	<u>Fire</u>	<u>Police</u>	<u>TOTAL</u>
<u>41. EXTENSION OF TIME</u>						
A. With Public Hearing (EDTS, PL30)	\$1,816	\$1,499		\$114	-	\$3,429.00
B. Without Public Hearing (EDTS, PL29)	\$874	\$751		\$114	-	\$1,739.00
C. Subdivision Ordinance (EDTS, PL62)	\$3,152	\$834		\$315	-	\$4,301.00
- Environmental Health (separate check to Dept of Environmental Health)						\$63.00
<u>42. TENTATIVE TRACT MAP</u>						
A. Standard						
a. 5-34 Lots/Units (TTM, PL39)	\$9,999	\$2,664		\$211	-	\$12,874.00
b. 35-75 Lots/Units (TTM, PL40)	\$10,853	\$3,244		\$466	-	\$14,563.00
c. 76-165 Lots/Units (TTM, PL41)	\$12,362	\$3,765		\$561	-	\$16,688.00
d. 166+ Lots/Units (TTM, PL42)	\$13,659	\$4,291		\$711	-	\$18,661.00
e. Revised Map (TTMR, PL43)	\$6,056	\$921		\$315	-	\$7,292.00
- Add PW Traffic Impact Analysis (if required)						See PW - M
- Environmental Health (separate check to Dept of Environmental Health)						\$203.00
- UCR Eastern Information Center (if required) (Separate chk to Univ. of Cal Regents)						\$60.00
B. Vesting						
a. 5-34 Lots/Units (VTT, PL44)	\$11,906	\$4,403		\$211	-	\$16,520.00
b. 35-75 Lots/Units (VTT, PL45)	\$12,653	\$5,229		\$465	-	\$18,347.00
c. 76-165 Lots/Units (VTT, PL46)	\$13,910	\$6,088		\$572	-	\$20,570.00
d. 166+ Lots/Units (VTT, PL47)	\$14,667	\$6,941		\$711	-	\$22,319.00
- Environmental Health (separate check to Dept. of Environmental Health)						\$424.00
- For additional CEQA-related fees please see Environmental Determination						
e. Revised Map (VTTR, PL48)	\$7,931	\$2,017		\$314		\$10,262.00
- Add PW Traffic Impact Analysis (if required)						See PW - M
- Environmental Health (separate check to Dept of Environmental Health)						\$203.00
- For additional CEQA-related fees please see Environmental Determination						
- UCR Eastern Information Center (if required) (Separate check to Univ. of California Regents)						\$60.00
- Environmental Health - Sewered (separate check to Dept of Envirn Health)						\$528.00
- Environmental Health - Subsurface Disposal (separate check to Dept of Envirn Health)						\$424.00
<u>43. VARIANCE (VAR, PL18)</u>	\$4,122	\$8		\$601	-	\$4,731.00
- Environmental Health (separate check to Dept of Environmental Health)						\$120.00
- For additional CEQA-related fees please see Environmental Determination						
<u>44. VENDORS STAND PERMIT (VEND,PL28)</u>						
	\$60	-	-	-	-	\$60.00
*****For WQMP fees*****						See PW - N
<u>45. ZONING OR PLANNING LETTER (ZL,PL32)</u>						
	\$31	-	-	-	-	\$31.00
- Environmental Health (separate check to Dept of Environmental Health)						\$61.00

PLANNING DEPARTMENT cont'd

<u>SEWAGE DISCHARGE (ORD. 650)</u>	<u>TOTAL</u>
1. FOR EACH PARCEL NOT IN THE SAME LAND DIVISION, LARGER THAN 10,000 SQ. FT. IN SIZE, NOT IN AN IDENTIFIED CRUCIAL AREA AND WHERE NO SITE EVALUATION IS REQUIRED (SUBSURFACE DISPOSAL SYSTEM)	
A. Environmental Health (Separate Check to Department of Environmental Health).....	\$153.00
2. FOR MULTIPLE PARCELS WITHIN THE SAME LAND DIVISION (SUBSURFACE DISPOSAL SYSTEMS)	
A. For each of the first four (4) Parcels	
1. Environmental Health (Separate Check to Department of Environmental Health).	\$55.00
3. SUBSURFACE SEWAGE DISPOSAL PLAN RE-REVIEW WHERE A SECOND REVIEW IS NEEDED DUE TO MODIFICATIONS, ADDITIONS, OR DELETIONS TO A PREVIOUSLY APPROVED DESIGN	
A. Environmental Health (Separate Check to Department of Environmental Health).....	\$55.00
4. ALTERNATIVE AND EXPERIMENTAL SEWAGE DISPOSAL SYSTEMS INCLUDING ON-SITE EVALUATION PLAN REVIEW	
A. Environmental Health (Separate Check to Department of Environmental Health).....	\$656.00
5. SITE EVALUATION IN CONJUNCTION WITH SEWAGE DISPOSAL PLAN REVIEW IN CRITICAL SUB-SURFACE SEWAGE DISPOSAL AREAS AS DETERMINED BY THE HEALTH OFFICER	
A. Environmental Health (Separate Check to Department of Environmental Health).....	\$197.00
6. SITE EVALUATION AND SEWAGE DISPOSAL PLAN REVIEW FOR INDIVIDUAL LOTS LESS THAN 10,000 SQ. FT. IN SIZE AND LOCATION OUTSIDE CRITICAL SUB-SURFACE SEWAGE DISPOSAL AREAS	
A. Environmental Health (Separate Check to Department of Environmental Health).....	\$172.00
7. SEWER VERIFICATION WHERE READILY RETRIEVABLE DATA IS NOT AVAILABLE (I.E. SUBDIVISION OR PARCEL MAP FILES) INCLUDES FHA/VA APPROVAL FORMS FOR SYSTEMS LESS THAN 1 YEAR	
A. Environmental Health (Separate Check to Department of Environmental Health).....	\$58.00
8. SITE EVALUATION UPON REQUEST BY APPLICANT OR HIS AGENT, TO ESTABLISH PRELIMINARY CONDITIONS OF APPROVAL OR VERIFY SITE CONDITIONS	
A. Environmental Health (Separate Check to Department of Environmental Health).....	\$120.00
9. HOLDING TANK APPROVAL	
A. Environmental Health (Separate Check to Department of Environmental Health).....	\$119.00
10. PRELIMINARY ELECTIVE EVALUATION OF SEWAGE DISPOSAL REQUIREMENTS PRIOR TO APPLICATION TO PLANNING DEPARTMENT (INCLUDES EVALUATION OF METHOD OF WATER SUPPLY)	
A. Environmental Health (Separate Check to Department of Environmental Health).....	\$69.00

Miscellaneous Fees:

1. Bingo License Fee.....	\$50.00
2. Special Event Permit.....	\$300.00
3. Special Event Permit (Non Profit).....	\$100.00

PUBLIC WORKS DEPARTMENT

	<u>P/W</u>	<u>Planning</u>	<u>PM</u>	<u>Fire</u>	<u>TOTAL</u>
<u>I. PLAN CHECK</u>					
A. Clearing					
a. Permit Base Fee (Per Acre)	\$74	\$123	-	-	\$197.00
* Flat Fee					
B. Grading					
a. Less than 500 C.Y.	\$553	\$32	-	\$54	\$639.00
b. 501 - 5,000 C.Y.	\$709	\$62	-	\$76	\$847.00
c. 5,001 - 10,000 C.Y.	\$969	\$70	-	\$101	\$1,140.00
d. 10,001 - 50,000 C.Y.	\$1,151	\$164	-	\$126	\$1,441.00
e. 50,001 - 100,000 C.Y.	\$1,482	\$183	-	\$229	\$1,894.00
f. For every 10,000 over 100,001 C.Y.	\$95	\$6	-	\$26	\$127.00
C. Subdivision Precise Grading Plan (excludes custom lots)					
a. Base Fee (Per Acre)	\$165	\$152	-	-	\$317.00
* Flat Fee					
b. Per Lot	\$38	-	-	-	\$38.00
D. Grading Plan Revision					
				(Per Sheet)	\$311.00
E. 4th & Subsequent Review (All plan checks are subject to this fee)					
				(Per Sheet)	\$120.00
F. Onsite Improvements					
Fire (fee shown in percentage of final construction cost estimate).....					0.5%
Planning (base Fee).....					\$294.00
Public Works (fees shown in percent of final construction cost estimate).....				4% of the 1 st	\$20,000
				3.5% of the next	\$80,000
				3.25% over	\$100,000
G. Offsite Improvements					
Fire (fee shown in percentage of final construction cost estimate)*.....					0.5%
TCSD (base Fee)*.....					\$282.00
Public Works (fees shown in percent of final construction cost estimate).....				4% of the 1 st	\$20,000
				3.5% of the next	\$80,000
				3.25% over	\$100,000
H. Traffic Control Plan					
				(Per sheet)	\$74.00
I. Legal Documents					
a. Certificate of Correction	\$838	-	-	-	\$838.00
b. Vacation Document					
1) Full General	\$3,765	\$291	-	\$460	\$4,516.00
2) Summary	\$1,179	\$181	-	\$460	\$1,820.00
c. Public Dedication - No Map	\$1,320	-	-	-	\$1,320.00
d. Miscellaneous Legal Document	\$441	-	-	-	\$441.00

PUBLIC WORKS DEPARTMENT cont'd

	<u>P/W</u>	<u>Planning</u>	<u>PM</u>	<u>Fire</u>	<u>TOTAL</u>
J. Final Map Checking					
a. Parcel Map (Base Fee)	\$2,716	\$438	\$211	\$311	\$3,676.00
1. Per Lot	\$74	-	-	-	\$74.00
2. Monument Review				5% of monument bond/ \$397 minimum	
b. Tract Map (Base Fee)	\$2,714	\$843	\$1,465	\$309	\$5,331.00
1. Per Lot	\$74	-	-	-	\$74.00
2. Monument Review				5% of monument bond/ \$411 minimum	
c. Amended Parcel/Tract Maps	\$433	\$106	-	-	(per sheet) \$539.00
d. 4th & Subsequent Review					(per sheet) \$260.00
K. FEMA Studies					
a. C.L.O.M.R. Review	\$6,241	-	-	-	\$6,241.00
b. L.O.M.A. Review	\$2,173	-	-	-	\$2,173.00
c. L.O.M.R. Review	\$1,995	-	-	-	\$1,995.00
L. Hydrology Studies					
a. Drainage tributary area up to 150 acre					\$2,572.00
b. Drainage tributary area 150 acre and greater					\$3,750.00
M. Traffic Impact Analysis					
a. Major	\$3,008	-	-	-	\$3,008.00
b. Minor	\$752	-	-	-	\$752.00
N. Water Quality Management Plan(WQMP)					
1. Plan Check:					
a. Graded site 0-5 acres	\$1,503	-	-	-	\$1,503.00
b. Graded site 5.01-10 acres	\$1,734	-	-	-	\$1,734.00
c. Graded site 10.01-15 acres	\$2,208	-	-	-	\$2,208.00
d. Graded site 15.01 & > acres	\$2,493	-	-	-	\$2,493.00
2. Inspection:					
e. Graded site 0-5 acres	\$626	-	-	-	\$626.00
f. Graded site 5.01-10 acres	\$667	-	-	-	\$667.00
g. Graded site 10.01-15 acres	\$802	-	-	-	\$802.00
h. Graded site 15.01 & > acres	\$842	-	-	-	\$842.00
<u>2. INSPECTION</u>					
A. Clearing (per acre)	\$151	-	-	-	\$151.00

PUBLIC WORKS DEPARTMENT cont'd

	<u>P/W</u>	<u>Planning</u>	<u>PM</u>	<u>Fire</u>	<u>TOTAL</u>
B. Grading					
a. Less than 500 C.Y.	\$544	-	-	-	\$544.00
b. 501 - 5,000 C.Y.	\$655	-	-	-	\$655.00
c. 5,001 - 10,000 C.Y.	\$783	-	-	-	\$783.00
d. 10,001 - 50,000 C.Y.	\$1,105	-	-	-	\$1,105.00
e. 50,001 - 100,000 C.Y.	\$1,500	-	-	-	\$1,500.00
f. Greater than 100K C.Y.	\$1,922	-	-	-	\$1,922.00
g. For every 10,000 over 100,001 C.Y.	\$73	-	-	-	\$73.00

PUBLIC WORKS DEPARTMENT cont'd

C. Onsite Improvements

Public works (Fees shown in percent of final construction cost estimate).....	4% of the 1 st \$20,000
	3.5% of the next \$80,000
	3.25% over \$100,000

D. Offsite Improvements

Public works (Fees shown in percent of final construction cost estimate).....	4% of the 1 st \$20,000
	3.5% of the next \$80,000
	3.25% over \$100,000

E. Overtime (Saturday inspection services - \$500 deposit).....	Cost plus 10%
--	----------------------

	<u>P/W</u>	<u>Planning</u>	<u>PM</u>	<u>Fire</u>	<u>TOTAL</u>
<u>3. ENCROACHMENT PERMITS</u>					
A. Permit Fee (add to each permit below)	\$38	-	-	-	\$38.00
B. Block Party	\$34	-	-	-	\$34.00
C. Driveway					
a. Commercial	\$95	-	-	-	\$95.00
b. Residential	\$71	-	-	-	\$71.00
D. Excavation					
a. Parallel	\$.25/LF	-	-	-	\$251.00 min
b. Street Crossing	\$1.00/LF	-	-	-	\$251.00 min
E. Movie Filming	\$210	-	-	\$911	\$1,121.00
F. Parkway Drain (Curb Core) - Max. of 2 per lot	\$71	-	-	-	\$71.00
G. Street Closure	\$151	-	-	-	\$151.00
H. Temporary Power Pole					
a. Right-of-Way (per pole)	\$100	-	-	-	\$100.00
I. Transportation-Oversize					
b. Annual	\$89	-	-	-	\$89.00
c. One-time	\$38	-	-	-	\$38.00
J. Tree Trimming	\$38	-	-	-	\$38.00
K. Underground Service Alert	\$210	-	-	-	\$210.00
L. Utility Company*					
a. Annual Blanket	\$435	-	-	-	\$435.00
b. Monthly Blanket	\$52	-	-	-	\$52.00

* Not subject to \$30 Permit Fee

FIRE PREVENTION (OTHER/NON-BUILDING)

<u>I. PLAN CHECK</u>	<u>TOTAL</u>
A. Above Ground Storage Tank (AST).....	\$736.00
B. Alarm - New or TI	
a. 1 - 10.....	\$438.00
b. 11 - 50.....	\$637.00
c. 51 - 100.....	\$1,137.00
d. Greater than 100.....	\$1,740.00
C. CO2 Systems.....	\$553.00
D. Dry Chemical Systems.....	\$350.00
E. Dust Collection.....	\$647.00
F. ESFR.....	\$1,234.00
G. Fire Pumps.....	\$751.00
H. Foam/Liquid Systems.....	\$553.00
I. Hazmat Storage Plan.....	\$1,156.00
J. High Piled Storage (HPS).....	\$1,055.00
K. Hood & Duct System.....	\$498.00
L. Industrial Ovens Inst.....	\$637.00
M. Industrial Gases.....	\$553.00
N. Inert Gas Extinguishing Systems.....	\$646.00
O. Medical Gases.....	\$453.00
P. MS Industrial Equipment Inst.....	\$451.00
Q. Racking.....	\$918.00
R. Regulated Refrigerator.....	\$647.00
S. Smoke Control.....	\$837.00
T. Spray Booth.....	\$547.00
U. Sprinkler	
a. Residential.....	\$524.00
b. Commercial New	
1. 1 - 100.....	\$637.00
2. 100 - 300.....	\$838.00
3. 300 - 700.....	\$1,038.00
4. Greater than 700.....	\$1,234.00
c. Commercial TI	
1. 1 - 10.....	\$337.00
2. 11 - 50.....	\$438.00
3. 51 - 100.....	\$637.00
4. Greater than 100.....	\$1,237.00

FIRE PREVENTION (OTHER/NON-BUILDING) cont'd

<u>1. PLAN CHECK cont'd</u>	<u>TOTAL</u>
V. Tank/Piping Removal.....	\$350.00
W. Underground Combo.....	\$939.00
X. Underground Hydrants.....	\$737.00
Y. Underground Sprinkler.....	\$737.00
Z. Underground Storage Tank.....	\$736.00
AA. Vapor Recovery.....	\$646.00
 <u>2. INSPECTION</u>	
A. Above Ground Storage Tank (AST).....	\$1,137.00
B. Adult Care Facility.....	\$352.00
C. Alarm - New or TI	
a. 1 - 10.....	\$611.00
b. 11 - 50.....	\$884.00
c. 51 - 100.....	\$1,342.00
d. Greater than 100.....	\$2,800.00
D. Child Care Facility.....	\$352.00
E. CO2 Systems.....	\$681.00
F. Dry Chemical Systems.....	\$344.00
G. Dust Collection.....	\$391.00
H. ESFR.....	\$882.00
I. Fire Pumps.....	\$1,174.00
J. Foam/Liquid Systems.....	\$547.00
K. Hazmat Storage Plan.....	\$670.00
L. High Piled Storage (HPS).....	\$534.00
M. Home/Small Family Child Care.....	\$106.00
N. Hood & Duct System.....	\$344.00
O. Industrial Ovens Inst.....	\$384.00
P. Industrial Gases.....	\$547.00
Q. Inert Gas Extinguishing Systems.....	\$681.00
R. Medical Gases.....	\$339.00

FIRE PREVENTION (OTHER/NON-BUILDING) cont'd

<u>2. INSPECTION cont'd</u>	<u>TOTAL</u>
S. MS Industrial Equipment Inst.....	\$293.00
T. Racking.....	\$409.00
U. Regulated Refrigerator.....	\$640.00
V. Smoke Control.....	\$2,213.00
W. Spray Booth.....	\$671.00
X. Sprinkler	
a. Residential.....	\$231.00
b. Commercial New	
1. 1 - 100.....	\$699.00
2. 100 - 300.....	\$1,066.00
3. 300 - 700.....	\$1,432.00
4. Greater than 700.....	\$2,068.00
c. Commercial TI	
1. 1 - 10.....	\$430.00
2. 11 - 50.....	\$611.00
3. 51 - 100.....	\$795.00
4. Greater than 100.....	\$1,157.00
Y. Tank/Piping Removal.....	\$483.00
Z. Underground Combo.....	\$975.00
AA. Underground Hydrants.....	\$795.00
BB. Underground Sprinkler.....	\$699.00
CC. Underground Storage Tank.....	\$1,137.00
DD. Vapor Recovery.....	\$592.00
<u>3. TECHNICAL REPORT REVIEW</u>	
A. Major.....	\$1,050.00
B. Minor.....	\$441.00

PARKS MAINTENANCE DEPARTMENT

	<u>PM</u>	<u>Planning</u>	<u>P/W</u>	<u>TOTAL</u>
<u>I. PLAN CHECK</u>				
A. Park				
a. Less than 5 Acres	\$10,260	\$60	-	\$10,320.00
b. 5 - 10 Acres	\$14,874	\$96	-	\$14,970.00
c. Greater than 10 Acres	\$22,632	\$104	-	\$22,736.00
B. Median				
a. Less than 10K Sq. Ft.	\$2,809	\$65	\$40	\$2,914.00
b. 10 - 25K Sq. Ft.	\$4,392	\$106	\$40	\$4,538.00
c. Greater than 25K Sq. Ft.	\$5,967	\$164	\$66	\$6,197.00
C. Slopes				
a. Less than 150 Sq. Ft.	\$3,599	\$96	-	\$3,695.00
b. 150 - 250K Sq. Ft.	\$6,781	\$164	-	\$6,945.00
c. Greater than 250K Sq. Ft.	\$10,001	\$186	-	\$10,187.00
 <u>2. INSPECTION</u>				
A. Park				
a. Less than 5 Acres	\$4,786	-	-	\$4,786.00
b. 5 - 10 Acres	\$7,119	-	-	\$7,119.00
c. Greater than 10 Acres	\$11,732	-	-	\$11,732.00
B. Median				
a. Less than 10K Sq. Ft.	\$2,145	-	-	\$2,145.00
b. 10 - 25K Sq. Ft.	\$3,594	-	-	\$3,594.00
c. Greater than 25K Sq. Ft.	\$4,803	-	-	\$4,803.00
C. Slopes				
a. Less than 150 Sq. Ft.	\$2,482	-	-	\$2,482.00
b. 150 - 250K Sq. Ft.	\$4,394	-	-	\$4,394.00
c. Greater than 250K Sq. Ft.	\$6,856	-	-	\$6,856.00
<u>3. DEVELOPER ELECTIONS</u>				
	\$1,203	-	-	\$1,203.00

Note: Contractual services for Plan Check and inspection of Parks, Medians, & Slopes are in addition to the fees stated above. Fee based on contract rate in effect at time of service.

POLICE DEPARTMENT

	<u>TOTAL</u>
1. <u>ABC PERMIT</u>	\$31.00
2. <u>CITATION COPY</u>	\$17.00
3. <u>FINGERPRINTS</u> (per Penal Code 13300 (e) rolling maximum)	\$10.00
4. <u>MASSAGE PERMIT</u>	\$74.00
5. <u>REPORT COPY</u>	\$24.00
6. <u>SOLICITOR'S PERMIT</u>	\$31.00
7. <u>TAXI PERMIT</u>	\$74.00
8. <u>VEHICLE RELEASE</u>	\$151.00

BUILDING AND SAFETY NEXUS


See Appendix 1

FIRE PREVENTION (BUILDING) NEXUS

See Appendix 2

LANDSCAPE PLAN CHECK AND INSPECTION FEE SCHEDULE

See Appendix 3



APPENDIX 1

City of Temecula - Building Fee Analysis
Building and Safety Department
Consolidated Schedule of New Construction Fees
(All Construction Types)

UBC Class	UBC Occupancy Type	Project Size Threshold	Construction Types: I FR, II FR		Construction Types: II-A, III-A, V-A		Construction Types: II-B, III-B, IV, VB		% Plan Check	% Inspection
			Base Cost @ Threshold Size	Cost for Each Additional 100 s.f. *	Base Cost @ Threshold Size	Cost for Each Additional 100 s.f. *	Base Cost @ Threshold Size	Cost for Each Additional 100 s.f. *		
A-1	Theater	-	\$0	\$160.31	\$0	\$138.42	n.a.	n.a.		
-	-	10,000	\$16,031	\$43.00	\$13,842	\$32.61	n.a.	n.a.		
-	-	25,000	\$22,481	\$32.98	\$18,734	\$27.49	n.a.	n.a.		
-	-	50,000	\$30,727	\$8.37	\$25,606	\$6.97	n.a.	n.a.		
-	-	100,000	\$34,913	\$34.91	\$29,093	\$29.09	n.a.	n.a.		
									46%	54%
A-1	Theater	-	\$0	\$115.73	\$0	\$96.46	n.a.	n.a.		
-	Tenant Improv	10,000	\$11,573	\$31.43	\$9,646	\$26.19	n.a.	n.a.		
-	-	25,000	\$16,287	\$24.26	\$13,575	\$20.20	n.a.	n.a.		
-	-	50,000	\$22,353	\$6.12	\$18,626	\$5.11	n.a.	n.a.		
-	-	100,000	\$25,414	\$25.41	\$21,179	\$21.18	n.a.	n.a.		
									48%	52%
A-2	Auditorium	-	\$0	\$442.90	\$0	\$369.06	\$0	\$295.26		
A-3	Church	5,000	\$22,145	\$117.12	\$18,453	\$97.61	\$14,763	\$78.12		
-	Restaurant	12,500	\$30,929	\$88.98	\$25,774	\$74.17	\$20,622	\$59.32		
-	-	25,000	\$42,051	\$22.72	\$35,045	\$18.92	\$28,037	\$15.16		
-	-	50,000	\$47,731	\$95.46	\$39,776	\$79.55	\$31,826	\$63.65		
									43%	57%
A-2	Auditorium	-	\$0	\$351.56	\$0	\$292.96	\$0	\$234.38		
A-3	Church	5,000	\$17,578	\$93.24	\$14,648	\$77.68	\$11,719	\$62.13		
-	Restaurant	12,500	\$24,571	\$70.94	\$20,474	\$59.14	\$16,379	\$47.33		
-	Tenant Improv	25,000	\$33,439	\$18.10	\$27,867	\$15.08	\$22,295	\$12.06		
-	-	50,000	\$37,963	\$75.93	\$31,638	\$63.28	\$25,309	\$50.62		
									43%	57%
B	All "B" Occupa	-	\$0	\$200.92	\$0	\$167.44	\$0	\$133.94		
-	(non-repetitive	5,000	\$10,046	\$55.89	\$8,372	\$46.04	\$6,697	\$37.25		
-	-	12,500	\$14,238	\$43.86	\$11,825	\$36.88	\$9,491	\$29.26		
-	[Please compl	25,000	\$19,721	\$10.96	\$16,435	\$9.13	\$13,148	\$7.32		
-	This section al	50,000	\$22,460	\$44.92	\$18,717	\$37.43	\$14,977	\$29.95		
									55%	45%
B	All "B" Occupa	-	\$0	\$237.64	\$0	\$197.96	\$0	\$158.48		
-	Tenant Improv	2,500	\$5,941	\$135.07	\$4,949	\$112.72	\$3,962	\$89.97		
-	-	6,250	\$11,006	\$70.42	\$9,176	\$58.67	\$7,336	\$47.02		
-	-	12,500	\$15,407	\$48.94	\$12,843	\$40.78	\$10,275	\$32.62		
-	-	25,000	\$21,524	\$86.10	\$17,940	\$71.76	\$14,352	\$57.41		
									36%	64%

City of Temecula - Building Fee Analysis
Building and Safety Department
Consolidated Schedule of New Construction Fees
(All Construction Types)

UBC Class	UBC Occupancy Type	Project Size Threshold	Construction Types: I FR, II FR		Construction Types: II-A, III-A, V-A		Construction Types: II-B, III-B, IV, VB		% Plan Check	% Inspection
			Base Cost @ Threshold Size	Cost for Each Additional 100 s.f. *	Base Cost @ Threshold Size	Cost for Each Additional 100 s.f. *	Base Cost @ Threshold Size	Cost for Each Additional 100 s.f. *		
E	[see UBC clas	-	\$0	\$319.60	\$0	\$266.55	\$0	\$213.25		
-	-	2,000	\$6,392	\$95.90	\$5,331	\$79.80	\$4,265	\$63.77		
-	-	5,000	\$9,269	\$78.40	\$7,725	\$65.38	\$6,178	\$52.38		
-	-	10,000	\$13,189	\$19.09	\$10,994	\$15.83	\$8,797	\$12.67		
-	-	20,000	\$15,098	\$75.49	\$12,577	\$62.89	\$10,064	\$50.32		
									69%	31%
E	[see UBC clas	-	\$0	\$205.65	\$0	\$171.25	\$0	\$137.20		
-	Tenant Improv	2,000	\$4,113	\$60.63	\$3,425	\$50.67	\$2,744	\$40.37		
-	-	5,000	\$5,932	\$49.38	\$4,945	\$41.14	\$3,955	\$32.96		
-	-	10,000	\$8,401	\$12.05	\$7,002	\$10.05	\$5,603	\$8.03		
-	-	20,000	\$9,606	\$48.03	\$8,007	\$40.04	\$6,406	\$32.03		
									67%	33%
F-1	[see UBC clas	-	\$0	\$168.04	\$0	\$140.06	\$0	\$112.08		
F-2	-	5,000	\$8,402	\$45.81	\$7,003	\$38.17	\$5,604	\$30.55		
-	-	12,500	\$11,838	\$35.54	\$9,866	\$29.62	\$7,895	\$23.69		
-	-	25,000	\$16,280	\$8.94	\$13,568	\$7.45	\$10,856	\$5.94		
-	-	50,000	\$18,514	\$37.03	\$15,431	\$30.86	\$12,341	\$24.68		
									49%	51%
F-1	[see UBC clas	-	\$0	\$74.94	\$0	\$62.46	\$0	\$49.98		
F-2	Tenant Improv	5,000	\$3,747	\$21.85	\$3,123	\$18.17	\$2,499	\$14.57		
-	-	12,500	\$5,386	\$17.70	\$4,486	\$14.76	\$3,592	\$11.81		
-	-	25,000	\$7,598	\$4.32	\$6,331	\$3.62	\$5,068	\$2.89		
-	-	50,000	\$8,679	\$17.36	\$7,235	\$14.47	\$5,790	\$11.58		
									64%	36%
H-1	[see UBC clas	-	\$0	\$812.80	\$0	\$677.30	\$0	\$541.90		
H-2	-	1,000	\$8,128	\$257.67	\$6,773	\$215.47	\$5,419	\$172.53		
H-3	-	2,500	\$11,993	\$219.28	\$10,005	\$182.28	\$8,007	\$145.76		
H-4	-	5,000	\$17,475	\$52.00	\$14,562	\$43.32	\$11,651	\$34.68		
-	-	10,000	\$20,075	\$200.75	\$16,728	\$167.28	\$13,385	\$133.85		
									82%	18%
H-1	[see UBC clas	-	\$0	\$648.60	\$0	\$540.50	\$0	\$432.70		
H-2	Tenant Improv	1,000	\$6,486	\$204.00	\$5,405	\$170.00	\$4,327	\$135.87		
H-3	-	2,500	\$9,546	\$171.68	\$7,955	\$143.08	\$6,365	\$114.48		
H-4	-	5,000	\$13,838	\$46.86	\$11,532	\$34.14	\$9,227	\$27.34		
-	-	10,000	\$16,181	\$161.81	\$13,239	\$132.39	\$10,594	\$105.94		
									80%	20%
H-5	[see UBC clas	-	\$0	\$390.80	\$0	\$325.60	\$0	\$260.55		
-	-	2,000	\$7,816	\$104.83	\$6,512	\$87.37	\$5,211	\$69.87		
-	-	5,000	\$10,961	\$80.38	\$9,133	\$66.98	\$7,307	\$53.62		
-	-	10,000	\$14,980	\$20.36	\$12,482	\$17.00	\$9,988	\$13.57		
-	-	20,000	\$17,016	\$85.08	\$14,182	\$70.91	\$11,345	\$56.73		
									46%	54%
H-5	[see UBC clas	-	\$0	\$272.40	\$0	\$227.10	\$0	\$181.70		
-	Tenant Improv	2,000	\$5,448	\$72.90	\$4,542	\$60.73	\$3,634	\$48.63		
-	-	5,000	\$7,635	\$55.86	\$6,364	\$46.60	\$5,093	\$37.22		
-	-	10,000	\$10,428	\$14.19	\$8,694	\$11.80	\$6,954	\$9.47		
-	-	20,000	\$11,847	\$59.24	\$9,874	\$49.37	\$7,901	\$39.51		
									45%	55%

City of Temecula - Building Fee Analysis
Building and Safety Department
Consolidated Schedule of New Construction Fees
(All Construction Types)

UBC Class	UBC Occupancy Type	Project Size Threshold	Construction Types: I FR, II FR		Construction Types: II-A, III-A, V-A		Construction Types: II-B, III-B, IV, VB		% Plan Check	% Inspection
			Base Cost @ Threshold Size	Cost for Each Additional 100 s.f. *	Base Cost @ Threshold Size	Cost for Each Additional 100 s.f. *	Base Cost @ Threshold Size	Cost for Each Additional 100 s.f. *		
I-1	[see UBC clas	-	\$0	\$377.30	\$0	\$314.70	\$0	\$251.65		
I-2	-	2,000	\$7,546	\$112.43	\$6,294	\$93.50	\$5,033	\$74.80		
I-2.1	-	5,000	\$10,919	\$91.84	\$9,099	\$76.58	\$7,277	\$61.26		
-	-	10,000	\$15,511	\$22.31	\$12,928	\$18.58	\$10,340	\$14.90		
-	-	20,000	\$17,742	\$88.71	\$14,786	\$73.93	\$11,830	\$59.15		
									68%	32%
I-1	[see UBC clas	-	\$0	\$261.20	\$0	\$217.80	\$0	\$174.30		
I-2	Tenant Improv	2,000	\$5,224	\$77.70	\$4,356	\$64.80	\$3,486	\$51.83		
I-2.1	-	5,000	\$7,555	\$63.62	\$6,300	\$52.92	\$5,041	\$42.40		
-	-	10,000	\$10,736	\$15.46	\$8,946	\$12.91	\$7,161	\$10.27		
-	-	20,000	\$12,282	\$61.41	\$10,237	\$51.19	\$8,188	\$40.94		
									68%	32%
I-3	[see UBC clas	-	\$0	\$109.22	\$0	\$91.01	\$0	\$72.79		
-	-	10,000	\$10,922	\$32.05	\$9,101	\$26.74	\$7,279	\$21.41		
-	-	25,000	\$15,730	\$25.97	\$13,112	\$21.64	\$10,490	\$17.32		
-	-	50,000	\$22,223	\$6.35	\$18,523	\$5.30	\$14,820	\$4.23		
-	-	100,000	\$25,400	\$25.40	\$21,172	\$21.17	\$16,937	\$16.94		
									65%	35%
I-3	[see UBC clas	-	\$0	\$79.31	\$0	\$66.10	\$0	\$52.88		
-	Tenant Improv	10,000	\$7,931	\$23.24	\$6,610	\$19.37	\$5,288	\$15.50		
-	-	25,000	\$11,417	\$18.82	\$9,515	\$15.69	\$7,613	\$12.55		
-	-	50,000	\$16,123	\$4.61	\$13,437	\$3.84	\$10,751	\$3.07		
-	-	100,000	\$18,428	\$18.43	\$15,355	\$15.36	\$12,286	\$12.29		
									65%	35%
I-4	[see UBC clas	-	\$0	\$318.50	\$0	\$265.40	\$0	\$212.35		
-	-	2,000	\$6,370	\$92.10	\$5,308	\$76.83	\$4,247	\$61.37		
-	-	5,000	\$9,133	\$75.44	\$7,613	\$61.82	\$6,088	\$49.44		
-	-	10,000	\$12,905	\$17.60	\$10,704	\$15.16	\$8,560	\$12.18		
-	-	20,000	\$14,665	\$73.33	\$12,220	\$61.10	\$9,778	\$48.89		
									62%	38%
I-4	[see UBC clas	-	\$0	\$254.80	\$0	\$212.35	\$0	\$169.85		
-	Tenant Improv	2,000	\$5,096	\$73.70	\$4,247	\$61.37	\$3,397	\$49.27		
-	-	5,000	\$7,307	\$59.32	\$6,088	\$49.44	\$4,875	\$39.54		
-	-	10,000	\$10,273	\$14.60	\$8,560	\$12.18	\$6,852	\$9.69		
-	-	20,000	\$11,733	\$58.67	\$9,778	\$48.89	\$7,821	\$39.11		
									62%	38%
L	[see UBC clas	-	\$0	\$390.80	\$0	\$325.60	\$0	\$260.55		
-	-	2,000	\$7,816	\$104.83	\$6,512	\$87.37	\$5,211	\$69.87		
-	-	5,000	\$10,961	\$80.38	\$9,133	\$66.98	\$7,307	\$53.62		
-	-	10,000	\$14,980	\$20.36	\$12,482	\$17.00	\$9,988	\$13.57		
-	-	20,000	\$17,016	\$85.08	\$14,182	\$70.91	\$11,345	\$56.73		
									46%	54%
L	[see UBC clas	-	\$0	\$272.40	\$0	\$227.10	\$0	\$181.70		
-	Tenant Improv	2,000	\$5,448	\$72.90	\$4,542	\$60.73	\$3,634	\$48.63		
-	-	5,000	\$7,635	\$55.86	\$6,364	\$46.60	\$5,093	\$37.22		
-	-	10,000	\$10,428	\$14.19	\$8,694	\$11.80	\$6,954	\$9.47		
-	-	20,000	\$11,847	\$59.24	\$9,874	\$49.37	\$7,901	\$39.51		
									45%	55%

City of Temecula - Building Fee Analysis
Building and Safety Department
Consolidated Schedule of New Construction Fees
(All Construction Types)

UBC Class	UBC Occupancy Type	Project Size Threshold	Construction Types: I FR, II FR		Construction Types: II-A, III-A, V-A		Construction Types: II-B, III-B, IV, VB		% Plan Check	% Inspection
			Base Cost @ Threshold Size	Cost for Each Additional 100 s.f. *	Base Cost @ Threshold Size	Cost for Each Additional 100 s.f. *	Base Cost @ Threshold Size	Cost for Each Additional 100 s.f. *		
M	[see UBC clas	-	\$0	\$290.35	\$0	\$241.90	\$0	\$193.75		
-	-	2,000	\$5,807	\$88.07	\$4,838	\$73.47	\$3,875	\$58.60		
-	-	5,000	\$8,449	\$72.72	\$7,042	\$60.62	\$5,633	\$48.46		
-	-	10,000	\$12,085	\$17.57	\$10,073	\$14.60	\$8,056	\$11.72		
-	-	20,000	\$13,842	\$69.21	\$11,533	\$57.67	\$9,228	\$46.14		
									72%	28%
M	[see UBC clas	-	\$0	\$200.05	\$0	\$166.75	\$0	\$133.40		
-	Tenant Improv	2,000	\$4,001	\$60.77	\$3,335	\$50.53	\$2,668	\$40.53		
-	-	5,000	\$5,824	\$50.18	\$4,851	\$41.86	\$3,884	\$33.48		
-	-	10,000	\$8,333	\$12.13	\$6,944	\$10.11	\$5,558	\$8.07		
-	-	20,000	\$9,546	\$47.73	\$7,955	\$39.78	\$6,365	\$31.83		
									73%	27%
R-1	[see UBC clas	-	\$0	\$276.08	\$0	\$230.10	\$0	\$184.10		
R-2	-	5,000	\$13,804	\$74.08	\$11,505	\$61.72	\$9,205	\$49.37		
-	-	12,500	\$19,360	\$56.82	\$16,134	\$47.33	\$12,908	\$37.87		
-	-	25,000	\$26,462	\$14.40	\$22,050	\$12.02	\$17,642	\$9.60		
-	-	50,000	\$30,062	\$60.12	\$25,054	\$50.11	\$20,043	\$40.09		
									46%	54%
R-1	[see UBC clas	-	\$0	\$133.06	\$0	\$110.92	\$0	\$88.76		
R-2	Tenant Improv	5,000	\$6,653	\$39.08	\$5,546	\$32.56	\$4,438	\$26.00		
-	-	12,500	\$9,584	\$31.67	\$7,988	\$26.38	\$6,388	\$21.14		
-	-	25,000	\$13,543	\$7.74	\$11,285	\$6.45	\$9,030	\$5.17		
-	-	50,000	\$15,479	\$30.96	\$12,898	\$25.80	\$10,322	\$20.64		
									65%	35%
R-3	Dwellings - Md	-	n.a.	n.a.	n.a.	n.a.	\$0	\$214.80		
R-3.1	(First Unit of T	1,000	n.a.	n.a.	n.a.	n.a.	\$2,148	\$39.73		
R-4	-	2,500	n.a.	n.a.	n.a.	n.a.	\$2,744	\$56.28		
-	-	5,000	n.a.	n.a.	n.a.	n.a.	\$4,151	\$22.06		
-	-	10,000	n.a.	n.a.	n.a.	n.a.	\$5,254	\$52.54		
									49%	51%
R-3	Dwellings - Re	-	n.a.	n.a.	n.a.	n.a.	\$0	\$84.70		
R-3.1	(Additional Un	1,000	n.a.	n.a.	n.a.	n.a.	\$847	\$6.07		
R-4	Tract / Subdivi	2,500	n.a.	n.a.	n.a.	n.a.	\$938	\$24.16		
-	-	5,000	n.a.	n.a.	n.a.	n.a.	\$1,542	\$8.30		
-	-	10,000	n.a.	n.a.	n.a.	n.a.	\$1,957	\$19.57		
									12%	88%
R-3	Dwellings - Cu	-	n.a.	n.a.	n.a.	n.a.	\$0	\$199.60		
-	-	1,000	n.a.	n.a.	n.a.	n.a.	\$1,996	\$37.07		
-	-	2,500	n.a.	n.a.	n.a.	n.a.	\$2,552	\$63.96		
-	-	5,000	n.a.	n.a.	n.a.	n.a.	\$4,151	\$22.06		
-	-	10,000	n.a.	n.a.	n.a.	n.a.	\$5,254	\$52.54		
									47%	53%

City of Temecula - Building Fee Analysis
Building and Safety Department
Consolidated Schedule of New Construction Fees
(All Construction Types)

UBC Class	UBC Occupancy Type	Project Size Threshold	Construction Types: I FR, II FR		Construction Types: II-A, III-A, V-A		Construction Types: II-B, III-B, IV, VB		% Plan Check	% Inspection
			Base Cost @ Threshold Size	Cost for Each Additional 100 s.f. *	Base Cost @ Threshold Size	Cost for Each Additional 100 s.f. *	Base Cost @ Threshold Size	Cost for Each Additional 100 s.f. *		
S-1	[see UBC clas	-	\$0	\$109.76	\$0	\$86.36	\$0	\$73.22		
-	-	5,000	\$5,488	\$29.76	\$4,318	\$28.23	\$3,661	\$19.83		
-	-	12,500	\$7,720	\$22.99	\$6,435	\$19.15	\$5,148	\$15.32		
-	-	25,000	\$10,594	\$5.80	\$8,829	\$4.85	\$7,063	\$3.86		
-	-	50,000	\$12,045	\$24.09	\$10,041	\$20.08	\$8,029	\$16.06		
									48%	52%
S-1	[see UBC clas	-	\$0	\$66.20	\$0	\$55.20	\$0	\$44.20		
-	Tenant Improv	5,000	\$3,310	\$17.48	\$2,760	\$14.55	\$2,210	\$11.59		
-	-	12,500	\$4,621	\$13.20	\$3,851	\$10.99	\$3,079	\$8.82		
-	-	25,000	\$6,271	\$3.39	\$5,225	\$2.82	\$4,182	\$2.25		
-	-	50,000	\$7,118	\$14.24	\$5,931	\$11.86	\$4,745	\$9.49		
									42%	58%
S-2	[see UBC clas	-	\$0	\$388.90	\$0	\$324.10	\$0	\$259.60		
-	-	1,000	\$3,889	\$109.27	\$3,241	\$91.00	\$2,596	\$72.67		
-	-	2,500	\$5,528	\$86.00	\$4,606	\$71.64	\$3,686	\$57.28		
-	-	5,000	\$7,678	\$21.40	\$6,397	\$17.90	\$5,118	\$14.34		
-	-	10,000	\$8,748	\$87.48	\$7,292	\$72.92	\$5,835	\$58.35		
									55%	45%
S-2	[see UBC clas	-	\$0	\$236.50	\$0	\$197.30	\$0	\$157.50		
-	Tenant Improv	1,000	\$2,365	\$66.60	\$1,973	\$55.27	\$1,575	\$44.67		
-	-	2,500	\$3,364	\$52.76	\$2,802	\$44.12	\$2,245	\$35.12		
-	-	5,000	\$4,683	\$13.12	\$3,905	\$10.86	\$3,123	\$8.76		
-	-	10,000	\$5,339	\$53.39	\$4,448	\$44.48	\$3,561	\$35.61		
									57%	43%
U	Custom Home	-	\$0	\$170.00	\$0	\$140.80	\$0	\$113.60		
-	-	500	\$850	\$48.93	\$704	\$41.20	\$568	\$32.67		
-	-	1,250	\$1,217	\$39.28	\$1,013	\$32.80	\$813	\$26.16		
-	-	2,500	\$1,708	\$9.68	\$1,423	\$8.04	\$1,140	\$6.28		
-	-	5,000	\$1,950	\$39.00	\$1,624	\$32.48	\$1,297	\$25.94		
									62%	38%
U	Tract Repeat	-	\$0	\$69.40	\$0	\$57.80	\$0	\$46.00		
-	-	500	\$347	\$17.73	\$289	\$14.93	\$230	\$12.00		
-	-	1,250	\$480	\$13.04	\$401	\$11.20	\$320	\$8.96		
-	-	2,500	\$643	\$3.60	\$541	\$2.76	\$432	\$2.40		
-	-	5,000	\$733	\$14.66	\$610	\$12.20	\$492	\$9.84		
									39%	61%
-	All Shell Buildi	-	\$0	\$119.18	\$0	\$99.38	\$0	\$79.50		
-	-	5,000	\$5,959	\$21.04	\$4,969	\$17.48	\$3,975	\$13.99		
-	-	12,500	\$7,537	\$26.10	\$6,280	\$21.76	\$5,024	\$17.42		
-	-	25,000	\$10,800	\$14.33	\$9,000	\$11.95	\$7,201	\$9.55		
-	-	50,000	\$14,382	\$28.76	\$11,987	\$23.97	\$9,588	\$19.18		
									50%	50%

* Each additional 100 square feet, or portion thereof, up to the next highest project size threshold.

Average % Plan Check	Average % Inspection
40%	60%

City of Temecula - Building Fee Analysis
POTENTIAL FEE SCHEDULE FOR MISCELLANEOUS ITEMS
Building and Safety Department

Work Item	Unit	FY21/22 Rate
Standard Hourly Rate		
Antenna		
Radio, <30 ft	each	\$124
Radio, >30 ft	each	\$196
Dish > 2 ft	each	\$125
Cellular/Mobile Phone, free-standing	each	\$1,277
Cellular/Mobile Phone, attached to building	each	\$544
Awning/Canopy (supported by building)	each	\$161
Balcony addition	each	\$250
Carport	each	\$250
Close Existing Openings		
Interior wall	each	\$86
Exterior wall	each	\$112
Commercial Coach (per unit)	each unit	\$309
Covered Porch	each	\$178
Deck (wood)	each	\$178
Demolition	each	\$250
Door		
New door (non structural)	each	\$112
New door (structural shear wall/masonry)	each	\$139
Duplicate / Replacement Job Card	each	\$38
Electrical Fixtures	sq.ft. residential	\$0
Freestanding Wall (non-masonry)		
6 - 10 feet in height	up to 100 l.f.	\$199
Each additional 100 lf	each 100 l.f.	\$52
Over 10 feet in height	up to 100 l.f.	\$199
Each additional 100 lf	each 100 l.f.	\$52
Fence or Freestanding Wall (masonry)		
Masonry, Standard (6-8 feet high)	up to 100 l.f.	\$219
Each additional 100 lf	each 100 l.f.	\$29
Masonry, Special Design (6-10' high)	up to 100 l.f.	\$323
Each additional 100 lf	each 100 l.f.	\$29
Masonry, Special Design (over 10' high)	up to 100 l.f.	\$323
Each additional 100 lf	each 100 l.f.	\$29
Fireplace		
Masonry	each	\$367
Pre-Fabricated / Metal	each	\$131
Flag pole (over 30 feet in height)	each	\$178
Gas Piping Fixtures	< or = 5 each	\$25
Each Additional Fixture	> 5 each	\$3
Lighting pole	each	\$161
each add'l pole	each	\$29
Mobile Homes	each	State Title 25
Partition - Commercial, Interior (up to 30 l.f.)	up to 30 l.f.	\$199
Additional partition	each 30 l.f.	\$25
Partition - Residential, Interior (up to 30 l.f.)	up to 30 l.f.	\$125
Additional partition	each 30 l.f.	\$86

07/01/2021

City of Temecula - Building Fee Analysis
POTENTIAL FEE SCHEDULE FOR MISCELLANEOUS ITEMS
Building and Safety Department


Work Item	Unit	FY21/22 Rate
Patio Cover		
Wood/Metal/Other frame	up to 300 s.f.	\$178
Additional patio	each 100 s.f.	\$16
Enclosed, wood/metal/other frame	up to 300 s.f.	\$211
Additional enclosed patio	each 100 s.f.	\$41
Photovoltaic System	each	\$278
Stucco Applications	up to 400 s.f.	\$146
Additional Stucco Application	each 400 s.f.	\$74
Retaining Wall (concrete or masonry)		
Standard (up to 50 lf)	up to 50 l.f.	\$212
Additional retaining wall	each 50 l.f.	\$29
Special Design, 3-10' high (up to 50 lf)	up to 50 l.f.	\$309
Additional retaining wall	each 50 l.f.	\$139
Special Design, over 10' high (up to 50 lf)	up to 50 l.f.	\$403
Additional retaining wall	each 50 l.f.	\$139
Gravity / Crib Wall, 0-10' high (up to 50 lf)	up to 50 l.f.	\$403
Additional Gravity / Crib Wall	each 50 l.f.	\$139
Gravity / Crib Wall, over 10' high (up to 50 lf)	up to 50 l.f.	\$403
Additional Gravity / Crib Wall	each 50 l.f.	\$139
Remodel - Residential		
Less than 300 s.f.	up to 300 s.f.	\$250
Kitchen	up to 300 s.f.	\$250
Additional remodel	each 300 s.f.	\$178
Reroof	up to 5000 s.f.	\$218
Additional reroof	each 1000 s.f.	\$3
Sauna - steam	each	\$250
Siding		
Stone and Brick Veneer (interior or exterior)	up to 400 s.f.	\$146
All Other	up to 400 s.f.	\$146
Additional siding	each 400 s.f.	\$146
Signs		
Directional	each	\$250
Each additional Directional Sign	each	\$86
Monument	each	\$212
Each additional Monument Sign	each	\$29
Pole	each	\$161
Each additional Pole Sign	each	\$31
Wall	each	\$182
Each additional Wall Sign	each	\$57
Skylight		
Less than 10 sf	each	\$146
Greater than 10 sf or structural	each	\$235
Spa or Hot Tub (Pre-fabricated)	each	\$125
Stairs - First Flight	first flight	\$270
Each additional flight	per flight	\$125
Storage Racks		
0-8' high (up to 100 lf)	up to 100 lf	\$199
each additional 100 lf	each 100 lf	\$41
over 8' high (up to 100 lf)	up to 100 lf	\$293
each additional 100 lf	each 100 lf	\$74

07/01/2021

City of Temecula - Building Fee Analysis
POTENTIAL FEE SCHEDULE FOR MISCELLANEOUS ITEMS
Building and Safety Department

Work Item	Unit	FY21/22 Rate
Swimming Pool / Spa		
Vinyl-lined (up to 800 s.f.)	each	\$278
Fiberglass	each	\$264
Gunite (up to 800 s.f.)	each	\$270
Additional pool (over 800 s.f.)	each 100 s.f.	\$139
Commercial pool (up to 800 sf)	each	\$426
Commercial pool (over 800 sf)		\$518
Window or Sliding Glass Door		
Replacement	each	\$86
New Window (non structural)	each	\$86
New window (structural shear wall/masonry)	each	\$235
Bay Window (structural)	each	\$250
Acoustical Review	per hour	\$147
Geologic Review	per hour	\$147
Disabled Access Compliance Inspection	per hour	\$146
Address Assignment	per hour	\$146
Supplemental Plan Check Fee (first 1/2 hour)	each	\$146
Each Additional 1/2 hour (or portion thereof)	per 1/2 hour	\$74
Supplemental Inspection Fee (first 1/2 hour)	each	\$146
Each Additional 1/2 hour (or portion thereof)	per 1/2 hour	\$74

07/01/2021



City of Temecula - Building Fee Analysis
MECHANICAL, PLUMBING, AND ELECTRICAL PERMIT FEES
Building and Safety Department

Fee Types	FY21-22 Rate (Actual Unit Cost - based on a per-minute rate of)
	\$2.46
ADMINISTRATIVE AND MISC. FEES	
Travel and Documentation Fees:	
Simple Project (1 trip)	\$36.90
Moderate Project (2 trips)	\$61.50
Complex Project (3 trips)	\$86.10
Permit Issuance	\$73.80
Supplemental Permit Issuance	\$0.00
MECHANICAL PERMIT FEES	
Stand Alone Mechanical Plan Check (hourly rate)	\$147.60
UNIT FEES:	
1 Install/Relocate each forced air or gravity-type furnace or burner (including attached ducts and vents) up to and including 100,000 Btu/h	\$98.40
2 Install/Relocate each forced air or gravity-type furnace or burner (including attached ducts and vents) over 100,000 Btu/h	\$123.00
3 Install/Relocate each floor furnace (including vent)	\$49.20
4 Install/Relocate each suspended heater, recessed wall heater, or floor-mounted unit heater	\$49.20
5 Install/Relocate/Replace of each appliance vent installed and not included in an appliance permit	\$12.30
6 Repair/Alteration/Addition to each heating appliance, refrigeration unit, cooling unit, absorption unit, or each heating, cooling, absorption, or evaporative cooling system, including installation of controls regulated by this code.	\$24.60
7 Install/Relocate each boiler or compressor, up to and including 3HP, or each absorption system up to and including 100,000 Btu/h.	\$30.75
8 Install/Relocate each boiler or compressor, over 3HP and up to and including 15 HP, or each absorption system over 100,000 Btu/h and up to and including 500,000 Btu/h.	\$49.20
9 Install/Relocate each boiler or compressor, over 15 HP and up to and including 30 HP, or each absorption system over 500,000 Btu/h and up to and including 1,000,000 Btu/h.	\$61.50
10 Install/Relocate each boiler or compressor, over 30 HP and up to and including 50 HP, or each absorption system over 1,000,000 Btu/h and up to and including 1,750,000 Btu/h.	\$61.50
11 Install/Relocate each boiler or compressor, over 50 HP, or each absorption system over 1,750,000 Btu/h.	\$61.50
12 Each air-handling unit to an including 10,000 CFM, including attached ducts. (Note: This fee shall not apply to an air-handling unit which is a portion of a factory-assembled appliance, cooling unit, evaporative cooler, or absorption unit for which a permit is required elsewhere in this code.	\$49.20
13 Each air-handling unit over 10,000 CFM	\$36.90
14 Each evaporative cooler other than portable type	\$24.60
15 Each ventilation fan connected to a single duct	\$24.60
17 Installation of each hood which is served by mechanical exhaust, including the ducts for such hood.	\$73.80
18 Install/Relocate of each domestic-type incinerator	\$36.90
19 Install/Relocate each commercial or industrial-type incinerator	\$61.50
20 Each Appliance or piece of equipment regulated by this code but not classed in other appliance categories, or for which no other fee is listed in this code.	\$24.60
OTHER FEES:	
Other Mechanical Inspections (per hour)	\$147.60

City of Temecula - Building Fee Analysis
MECHANICAL, PLUMBING, AND ELECTRICAL PERMIT FEES
Building and Safety Department

Fee Types	FY21-22 Rate (Actual Unit Cost - based on a per-minute rate of)
	\$2.46
PLUMBING / GAS PERMIT FEES	
Stand Alone Plumbing Plan Check (hourly rate)	\$147.60
UNIT FEES:	
Each plumbing fixture or trap or set of fixtures on one trap (including water, drainage piping, and backflow protection therefor)	\$12.30
1 Each building or trailer park sewer	\$12.30
3 Rainwater systems (per drain) - inside building	\$24.60
5 Each private sewage disposal system	\$61.50
6 Each Water Heater and/or vent	\$24.60
7 Each Industrial waste pretreatment interceptor including its trap and vent, excepting kitchen-type grease interceptors functioning as fixture traps	\$61.50
8 Installation, alteration, or repair of water piping and/or water treating equipment (each)	\$24.60
9 Repair or alteration of drainage or vent piping, each fixture	\$12.30
OTHER FEES:	
Other Plumbing and Gas Inspections (per hour)	\$147.60
ELECTRICAL PERMIT FEES	
Stand Alone Electrical Plan Check (hourly rate)	\$147.60
SYSTEM FEES:	
Private, Residential, In-ground Swimming Pools (each new)	
(Includes a complete system of necessary branch circuit wiring, bonding, grounding, underwater lighting, water pumping and other similar electrical equipment directly related to the operation of a swimming pool.)	
(For all other types of swimming pools, therapeutic whirlpools, spas, and alterations to existing swimming pools, use the UNIT FEE schedule.)	\$61.50
Outdoor Events	
(Carnivals, circuses, or other traveling shows or exhibitions utilizing transportable-type rides, booths, displays, and attractions.)	
Each electric generator and electrically-driven rides	\$36.90
Mechanically-driven rides and walk-through attractions or displays having electric lighting (each)	\$36.90
Each system of area and booth lighting	\$24.60
(For permanently installed rides, booths, displays, and attractions, use the UNIT FEE schedule)	
Temporary Power Service	
Temporary Service power pole or pedestal, including all pole or pedestal-mounted receptacle outlets and appurtenances.	\$36.90
Temporary distribution system and temporary lighting and receptacle outlets for constructions sites, decorative light, Christmas tree sales lots, firework stands, etc.	\$67.65
UNIT FEES:	
Receptacle, Switch, and Lighting Outlets	
(Receptacle, switch, lighting, or other outlets at which current is used or controlled, except services, feeders, and meters.)	\$4.92
First 10 (or portion thereof)	\$24.60
Each Additional 10 (or portion thereof)	\$12.30
(For multi-outlet assemblies, each 5 feet or fraction thereof may be considered as one outlet.)	\$12.30

City of Temecula - Building Fee Analysis
MECHANICAL, PLUMBING, AND ELECTRICAL PERMIT FEES
Building and Safety Department

Fee Types	FY21-22 Rate (Actual Unit Cost - based on a per-minute rate of)
	\$2.46
Lighting Fixtures	
Lighting Fixtures, sockets, or other lamp-holding devices - First 10	\$29.52
Each additional 10	\$9.84
Pole or platform-mounted lighting fixtures (each)	\$9.84
Theatrical-type lighting fixtures or assemblies (each)	\$24.60
Residential Appliances	
Fixed residential appliances or receptacle outlets for same, including wall-mounted electric ovens; counter mounted cooking tops; electric ranges; self-contained room console or through-wall air conditioners; space heaters; food waste grinders; dishwashers; washing machines; water heaters; clothes dryers; or other motor-operated appliances not exceeding one horsepower (HP) in rating. (each)	\$7.38
(For other types of air conditioners and other motor-driven appliances having larger electrical ratings, see Power Apparatus.)	
Nonresidential Appliances	
Residential appliances and self-contained factory-wired, nonresidential appliances not exceeding one horsepower (HP), kilowatt (KW), or kilovolt-ampere (KVA), in rating, including medical and dental devices; food, beverage, and ice cream cabinets; illuminated show cases; drinking fountains; vending machines; laundry machines; or other similar types of equipment. (each)	\$7.38
(For other types of air conditioners and other motor-driven appliances having larger electrical ratings, see Power Apparatus.)	
	\$0.00
Power Apparatus	\$0.00
Motors, generators, transformers, rectifiers, synchronous converters, capacitors, industrial heating, air conditioners and heat pumps, cooking or baking equipment, and other apparatus, as follows:	
Rating in horsepower (HP), kilowatts (KW), or kilovolt-amperes (KVA), or kilovolt-amperes-reactive (KVAR):	
Up to and including 1 (each)	\$24.60
Over 1 and not over 10 (each)	\$49.20
Over 10 and not over 50 (each)	\$73.80
Over 50 and not over 100 (each)	\$98.40
Over 100 (each)	\$123.00
Note #1: For equipment or appliances having more than one motor, transformer, heater, etc., the sum of the combined ratings may be used.	
Note #2: These fees include all switches, circuit breakers, contactors, thermostats, relays, and other directly related control equipment.	
Busways	
Trolley and plug-in-type busways - each 100 feet or fraction thereof	\$24.60
(An additional fee will be required for lighting fixtures, motors, and other appliances that are connected to trolley and plug-in-type busways. No fee is required for portable tools.)	\$24.60
Signs, Outline Lighting, and Marquees	
Signs, Outline Lighting, or Marquees supplied from one branch circuit (each)	
Additional branch circuits within the same sign, outline lighting system, or marquee (each)	

City of Temecula - Building Fee Analysis
MECHANICAL, PLUMBING, AND ELECTRICAL PERMIT FEES
Building and Safety Department

Fee Types	FY21-22 Rate (Actual Unit Cost - based on a per-minute rate of)
	\$2.46
Services	
Services of 600 volts or less and not over 200 amperes in rating (each)	\$59.04
Services of 600 volts or less and over 200 amperes to 1000 amperes in rating (each)	\$36.90
Services over 600 volts or over 1000 amperes in rating (each)	\$73.80
Miscellaneous Apparatus, Conduits, and Conductors	
Electrical apparatus, conduits, and conductors for which a permit is required, but for which no fee is herein set forth (This fee is not applicable when a fee is paid for one or more services, outlets, fixtures, appliances, power apparatus, busways, signs, or other equipment.)	\$24.60
Other Inspections and Fees	
Inspections outside of normal business hours, 0-2 hours (minimum charge)	\$295.20
Each additional hour	\$147.60
Reinspection fee assessed under provisions of Section 305 (h) - per hour	\$147.60
Inspections for which no fee is specifically indicated - per hour (minimum charge = 1/2 hour)	\$147.60
Additional Plan Review required by changes, additions, or revisions to approved plans - per hour (minimum charge = 1/2 hour)	\$147.60
OTHER FEES:	
Other Electrical Inspections (per hour)	\$147.60
OTHER INSPECTIONS AND FEES	
1 Inspections outside of normal business hours (0-4 hours)	\$590.40
Inspections outside of normal business hours (each additional hour or portion thereof)	\$147.60
2 Reinspection fees assessed under provisions of Section 305(g)	
3 Inspections for which no fee is specifically indicated (0-1/2 hour)	\$73.80
Inspections for which no fee is specifically indicated (each additional 1/2 hour or portion thereof)	\$73.80
4 Additional plan review required by changes, additions, or revisions to approved plans (0 - 1/2 hour)	\$73.80
Additional plan review required by changes, additions, or revisions to approved plans (each additional 1/2 hour)	\$73.80

APPENDIX 2

City of Temecula - Building Fee Analysis

Consolidated Schedule of New Construction Fire Prevention Fees
(All Construction Types)

UBC Class	UBC Occupancy Type	Project Size Threshold	Construction Types: I FR, II FR		Construction Types: II-A, III-A, V-A		Construction Types: II-B, III-B, IV, VB		% Plan Check	% Inspection
			Base Cost @ Threshold Size	Cost for Each Additional 100 s.f. *	Base Cost @ Threshold Size	Cost for Each Additional 100 s.f. *	Base Cost @ Threshold Size	Cost for Each Additional 100 s.f. *		
A-1	Theater	-	\$0	\$24.38	\$0	\$20.27	n.a.	n.a.		
-	-	10,000	\$2,438	\$6.09	\$2,027	\$5.10	n.a.	n.a.		
-	-	25,000	\$3,352	\$4.65	\$2,792	\$3.88	n.a.	n.a.		
-	-	50,000	\$4,514	\$1.95	\$3,762	\$1.62	n.a.	n.a.		
-	-	100,000	\$5,489	\$5.49	\$4,573	\$4.57	n.a.	n.a.		
									53%	47%
A-1	Theater	-	\$0	\$16.29	\$0	\$13.57	n.a.	n.a.		
-	Tenant Im	10,000	\$1,629	\$4.39	\$1,357	\$3.66	n.a.	n.a.		
-	-	25,000	\$2,287	\$3.34	\$1,906	\$2.78	n.a.	n.a.		
-	-	50,000	\$3,123	\$1.32	\$2,602	\$1.10	n.a.	n.a.		
-	-	100,000	\$3,781	\$3.78	\$3,152	\$3.15	n.a.	n.a.		
									45%	55%
A-2	Auditorium	-	\$0	\$50.28	\$0	\$41.96	\$0	\$33.52		
A-3	Church	5,000	\$2,514	\$13.28	\$2,098	\$11.08	\$1,676	\$8.88		
-	Restauran	12,500	\$3,510	\$10.18	\$2,929	\$8.42	\$2,342	\$6.78		
-	-	25,000	\$4,783	\$4.04	\$3,982	\$3.39	\$3,189	\$2.69		
-	-	50,000	\$5,793	\$11.59	\$4,830	\$9.66	\$3,862	\$7.72		
									47%	53%
A-2	Auditorium	-	\$0	\$36.60	\$0	\$30.50	\$0	\$24.50		
A-3	Church	5,000	\$1,830	\$9.03	\$1,525	\$7.57	\$1,225	\$5.96		
-	Restauran	12,500	\$2,507	\$6.82	\$2,093	\$5.66	\$1,672	\$4.58		
-	Tenant Im	25,000	\$3,360	\$2.93	\$2,801	\$2.45	\$2,245	\$1.94		
-	-	50,000	\$4,092	\$8.18	\$3,414	\$6.83	\$2,730	\$5.46		
									55%	45%
B	All "B" Occ	-	\$0	\$45.20	\$0	\$37.72	\$0	\$30.16		
-	(non-repet	5,000	\$2,260	\$12.19	\$1,886	\$10.16	\$1,508	\$8.13		
-	-	12,500	\$3,174	\$9.31	\$2,648	\$7.75	\$2,118	\$6.22		
-	[Please co	25,000	\$4,338	\$3.66	\$3,617	\$3.05	\$2,896	\$2.43		
-	This secti	50,000	\$5,254	\$10.51	\$4,380	\$8.76	\$3,504	\$7.01		
									45%	55%
B	All "B" Occ	-	\$0	\$59.44	\$0	\$49.64	\$0	\$39.80		
-	Tenant Im	2,500	\$1,486	\$15.81	\$1,241	\$13.17	\$995	\$10.37		
-	-	6,250	\$2,079	\$12.08	\$1,735	\$10.02	\$1,384	\$8.10		
-	-	12,500	\$2,834	\$4.78	\$2,361	\$4.02	\$1,890	\$3.20		
-	-	25,000	\$3,431	\$13.72	\$2,864	\$11.46	\$2,290	\$9.16		
									46%	54%

07/01/2021

City of Temecula - Building Fee Analysis

Consolidated Schedule of New Construction Fire Prevention Fees
(All Construction Types)

UBC Class	UBC Occupancy Type	Project Size Threshold	Construction Types: I FR, II FR		Construction Types: II-A, III-A, V-A		Construction Types: II-B, III-B, IV, VB		% Plan Check	% Inspection
			Base Cost @ Threshold Size	Cost for Each Additional 100 s.f. *	Base Cost @ Threshold Size	Cost for Each Additional 100 s.f. *	Base Cost @ Threshold Size	Cost for Each Additional 100 s.f. *		
E	[see UBC	-	\$0	\$114.35	\$0	\$95.30	\$0	\$76.25		
-	-	2,000	\$2,287	\$28.87	\$1,906	\$24.07	\$1,525	\$19.27		
-	-	5,000	\$3,153	\$21.88	\$2,628	\$18.22	\$2,103	\$14.54		
-	-	10,000	\$4,247	\$9.14	\$3,539	\$7.62	\$2,830	\$6.11		
-	-	20,000	\$5,161	\$25.81	\$4,301	\$21.51	\$3,441	\$17.21		
									53%	47%
E	[see UBC	-	\$0	\$57.15	\$0	\$47.80	\$0	\$38.25		
-	Tenant Im	2,000	\$1,143	\$14.53	\$956	\$12.03	\$765	\$9.63		
-	-	5,000	\$1,579	\$10.96	\$1,317	\$9.10	\$1,054	\$7.24		
-	-	10,000	\$2,127	\$4.56	\$1,772	\$3.78	\$1,416	\$3.07		
-	-	20,000	\$2,583	\$12.92	\$2,150	\$10.75	\$1,723	\$8.62		
									53%	47%
F-1	[see UBC	-	\$0	\$43.90	\$0	\$36.60	\$0	\$29.34		
F-2	-	5,000	\$2,195	\$11.19	\$1,830	\$9.37	\$1,467	\$7.47		
-	-	12,500	\$3,034	\$8.58	\$2,533	\$7.10	\$2,027	\$5.68		
-	-	25,000	\$4,106	\$3.51	\$3,421	\$2.94	\$2,737	\$2.34		
-	-	50,000	\$4,984	\$9.97	\$4,156	\$8.31	\$3,323	\$6.65		
									51%	49%
F-1	[see UBC	-	\$0	\$29.34	\$0	\$24.50	\$0	\$19.54		
F-2	Tenant Im	5,000	\$1,467	\$7.20	\$1,225	\$5.96	\$977	\$4.87		
-	-	12,500	\$2,007	\$5.46	\$1,672	\$4.58	\$1,342	\$3.61		
-	-	25,000	\$2,689	\$2.35	\$2,245	\$1.94	\$1,793	\$1.56		
-	-	50,000	\$3,276	\$6.55	\$2,730	\$5.46	\$2,184	\$4.37		
				#DIV/0!					55%	45%
H-1	[see UBC	-	\$0	\$255.90	\$0	\$213.10	\$0	\$170.80		
H-2	-	1,000	\$2,559	\$66.13	\$2,131	\$55.40	\$1,708	\$44.27		
H-3	-	2,500	\$3,551	\$50.52	\$2,962	\$41.96	\$2,372	\$33.52		
H-4	-	5,000	\$4,814	\$20.54	\$4,011	\$17.18	\$3,210	\$13.74		
-	-	10,000	\$5,841	\$58.41	\$4,870	\$48.70	\$3,897	\$38.97		
									50%	50%
H-1	[see UBC	-	\$0	\$183.00	\$0	\$152.50	\$0	\$122.50		
H-2	Tenant Im	1,000	\$1,830	\$46.20	\$1,525	\$38.53	\$1,225	\$30.87		
H-3	-	2,500	\$2,523	\$35.00	\$2,103	\$29.08	\$1,688	\$23.12		
H-4	-	5,000	\$3,398	\$14.62	\$2,830	\$12.22	\$2,266	\$9.76		
-	-	10,000	\$4,129	\$41.29	\$3,441	\$34.41	\$2,754	\$27.54		
									53%	47%
H-5	[see UBC	-	\$0	\$116.75	\$0	\$97.35	\$0	\$78.00		
-	-	2,000	\$2,335	\$25.73	\$1,947	\$21.50	\$1,560	\$17.07		
-	-	5,000	\$3,107	\$19.00	\$2,592	\$15.82	\$2,072	\$12.64		
-	-	10,000	\$4,057	\$9.20	\$3,383	\$7.66	\$2,704	\$6.15		
-	-	20,000	\$4,977	\$24.89	\$4,149	\$20.75	\$3,319	\$16.60		
									69%	31%
H-5	[see UBC	-	\$0	\$83.10	\$0	\$69.30	\$0	\$55.35		
-	Tenant Im	2,000	\$1,662	\$17.77	\$1,386	\$14.80	\$1,107	\$12.00		
-	-	5,000	\$2,195	\$12.88	\$1,830	\$10.80	\$1,467	\$8.52		
-	-	10,000	\$2,839	\$6.54	\$2,370	\$5.40	\$1,893	\$4.38		
-	-	20,000	\$3,493	\$17.47	\$2,910	\$14.55	\$2,331	\$11.66		

7/01/2021

City of Temecula - Building Fee Analysis

Consolidated Schedule of New Construction Fire Prevention Fees
(All Construction Types)

UBC Class	UBC Occupancy Type	Project Size Threshold	Construction Types: I FR, II FR		Construction Types: II-A, III-A, V-A		Construction Types: II-B, III-B, IV, VB		% Plan Check	% Inspection
			Base Cost @ Threshold Size	Cost for Each Additional 100 s.f. *	Base Cost @ Threshold Size	Cost for Each Additional 100 s.f. *	Base Cost @ Threshold Size	Cost for Each Additional 100 s.f. *		
I-1	[see UBC	-	\$0	\$118.95	\$0	\$99.15	\$0	\$79.30		
I-2	-	2,000	\$2,379	\$31.53	\$1,983	\$26.27	\$1,586	\$21.10		
I-2.1	-	5,000	\$3,325	\$24.12	\$2,771	\$20.16	\$2,219	\$16.12		
-	-	10,000	\$4,531	\$9.59	\$3,779	\$7.96	\$3,025	\$6.37		
-	-	20,000	\$5,490	\$27.45	\$4,575	\$22.88	\$3,662	\$18.31		
									46%	54%
I-1	[see UBC	-	\$0	\$82.30	\$0	\$68.60	\$0	\$54.90		
I-2	Tenant Im	2,000	\$1,646	\$21.60	\$1,372	\$18.03	\$1,098	\$14.37		
I-2.1	-	5,000	\$2,294	\$16.42	\$1,913	\$13.70	\$1,529	\$10.94		
-	-	10,000	\$3,115	\$6.64	\$2,598	\$5.54	\$2,076	\$4.43		
-	-	20,000	\$3,779	\$18.90	\$3,152	\$15.76	\$2,519	\$12.60		
									48%	52%
I-3	[see UBC	-	\$0	\$19.93	\$0	\$16.60	\$0	\$13.29		
-	-	10,000	\$1,993	\$4.98	\$1,660	\$4.18	\$1,329	\$3.34		
-	-	25,000	\$2,740	\$3.78	\$2,287	\$3.14	\$1,830	\$2.51		
-	-	50,000	\$3,686	\$1.59	\$3,073	\$1.33	\$2,458	\$1.06		
-	-	100,000	\$4,480	\$4.48	\$3,736	\$3.74	\$2,988	\$2.99		
									54%	46%
I-3	[see UBC	-	\$0	\$13.41	\$0	\$11.15	\$0	\$8.90		
-	Tenant Im	10,000	\$1,341	\$3.26	\$1,115	\$2.73	\$890	\$2.23		
-	-	25,000	\$1,830	\$2.46	\$1,525	\$2.06	\$1,225	\$1.62		
-	-	50,000	\$2,446	\$1.07	\$2,039	\$0.89	\$1,629	\$0.72		
-	-	100,000	\$2,980	\$2.98	\$2,482	\$2.48	\$1,987	\$1.99		
									57%	43%
I-4	[see UBC	-	\$0	\$76.65	\$0	\$64.10	\$0	\$51.05		
-	-	2,000	\$1,533	\$17.47	\$1,282	\$14.50	\$1,021	\$11.70		
-	-	5,000	\$2,057	\$13.00	\$1,717	\$10.78	\$1,372	\$8.64		
-	-	10,000	\$2,707	\$6.03	\$2,256	\$5.04	\$1,804	\$4.06		
-	-	20,000	\$3,310	\$16.55	\$2,760	\$13.80	\$2,210	\$11.05		
									65%	35%
I-4	[see UBC	-	\$0	\$56.75	\$0	\$47.20	\$0	\$37.85		
-	Tenant Im	2,000	\$1,135	\$11.70	\$944	\$9.90	\$757	\$7.93		
-	-	5,000	\$1,486	\$8.62	\$1,241	\$7.20	\$995	\$5.74		
-	-	10,000	\$1,917	\$4.41	\$1,601	\$3.69	\$1,282	\$2.92		
-	-	20,000	\$2,358	\$11.79	\$1,970	\$9.85	\$1,574	\$7.87		
									76%	24%
L	[see UBC	-	\$0	\$116.75	\$0	\$97.35	\$0	\$78.00		
-	-	2,000	\$2,335	\$25.73	\$1,947	\$21.50	\$1,560	\$17.07		
-	-	5,000	\$3,107	\$19.00	\$2,592	\$15.82	\$2,072	\$12.64		
-	-	10,000	\$4,057	\$9.20	\$3,383	\$7.66	\$2,704	\$6.15		
-	-	20,000	\$4,977	\$24.89	\$4,149	\$20.75	\$3,319	\$16.60		
									69%	31%
L	[see UBC	-	\$0	\$83.10	\$0	\$69.30	\$0	\$55.35		
-	Tenant Im	2,000	\$1,662	\$17.77	\$1,386	\$14.80	\$1,107	\$12.00		
-	-	5,000	\$2,195	\$12.88	\$1,830	\$10.80	\$1,467	\$8.52		
-	-	10,000	\$2,839	\$6.54	\$2,370	\$5.40	\$1,893	\$4.38		
-	-	20,000	\$3,493	\$17.47	\$2,910	\$14.55	\$2,331	\$11.66		
									70%	30%

City of Temecula - Building Fee Analysis

Consolidated Schedule of New Construction Fire Prevention Fees
(All Construction Types)

UBC Class	UBC Occupancy Type	Project Size Threshold	Construction Types: I FR, II FR		Construction Types: II-A, III-A, V-A		Construction Types: II-B, III-B, IV, VB		% Plan Check	% Inspection
			Base Cost @ Threshold Size	Cost for Each Additional 100 s.f. *	Base Cost @ Threshold Size	Cost for Each Additional 100 s.f. *	Base Cost @ Threshold Size	Cost for Each Additional 100 s.f. *		
M	[see UBC	-	\$0	\$82.90	\$0	\$69.10	\$0	\$55.25		
-	-	2,000	\$1,658	\$20.97	\$1,382	\$17.47	\$1,105	\$14.00		
-	-	5,000	\$2,287	\$15.76	\$1,906	\$13.14	\$1,525	\$10.52		
-	-	10,000	\$3,075	\$6.62	\$2,563	\$5.51	\$2,051	\$4.43		
-	-	20,000	\$3,737	\$18.69	\$3,114	\$15.57	\$2,494	\$12.47		
									53%	47%
M	[see UBC	-	\$0	\$51.05	\$0	\$42.75	\$0	\$34.20		
-	Tenant Im	2,000	\$1,021	\$11.70	\$855	\$9.60	\$684	\$7.73		
-	-	5,000	\$1,372	\$8.64	\$1,143	\$7.22	\$916	\$5.76		
-	-	10,000	\$1,804	\$4.06	\$1,504	\$3.37	\$1,204	\$2.71		
-	-	20,000	\$2,210	\$11.05	\$1,841	\$9.21	\$1,475	\$7.38		
									65%	35%
R-1	[see UBC	-	\$0	\$13.48	\$0	\$11.24	\$0	\$9.04		
R-2	-	5,000	\$674	\$3.23	\$562	\$2.71	\$452	\$2.12		
-	-	12,500	\$916	\$2.47	\$765	\$2.01	\$611	\$1.63		
-	-	25,000	\$1,225	\$1.06	\$1,016	\$0.90	\$815	\$0.72		
-	-	50,000	\$1,489	\$2.98	\$1,241	\$2.48	\$995	\$1.99		
									58%	42%
R-1	[see UBC	-	\$0	\$8.24	\$0	\$6.80	\$0	\$5.52		
R-2	Tenant Im	5,000	\$412	\$1.84	\$340	\$1.59	\$276	\$1.24		
-	-	12,500	\$550	\$1.42	\$459	\$1.18	\$369	\$0.94		
-	-	25,000	\$727	\$0.63	\$606	\$0.53	\$486	\$0.42		
-	-	50,000	\$885	\$1.77	\$738	\$1.48	\$592	\$1.18		
									65%	35%
R-3	Dwellings	-	n.a.	n.a.	n.a.	n.a.	\$0	\$61.10		
R-3.1	(First Unit	1,000	n.a.	n.a.	n.a.	n.a.	\$611	\$0.00		
R-4	-	2,500	n.a.	n.a.	n.a.	n.a.	\$611	\$0.00		
-	-	5,000	n.a.	n.a.	n.a.	n.a.	\$611	\$0.00		
-	-	10,000	n.a.	n.a.	n.a.	n.a.	\$611	\$6.11		
									50%	50%
R-3	Dwellings	-	n.a.	n.a.	n.a.	n.a.	\$0	\$6.30		
R-3.1	(Additional	1,000	n.a.	n.a.	n.a.	n.a.	\$63	\$0.00		
R-4	Tract / Sub	2,500	n.a.	n.a.	n.a.	n.a.	\$63	\$0.00		
-	-	5,000	n.a.	n.a.	n.a.	n.a.	\$63	\$0.00		
-	-	10,000	n.a.	n.a.	n.a.	n.a.	\$63	\$0.63		
									50%	50%
R-3	Dwellings	-	n.a.	n.a.	n.a.	n.a.	\$0	\$61.10		
-	-	1,000	n.a.	n.a.	n.a.	n.a.	\$611	\$0.00		
-	-	2,500	n.a.	n.a.	n.a.	n.a.	\$611	\$0.00		
-	-	5,000	n.a.	n.a.	n.a.	n.a.	\$611	\$0.00		
-	-	10,000	n.a.	n.a.	n.a.	n.a.	\$611	\$6.11		
									50%	50%

07/01/2021

City of Temecula - Building Fee Analysis

Consolidated Schedule of New Construction Fire Prevention Fees
(All Construction Types)

UBC Class	UBC Occupancy Type	Project Size Threshold	Construction Types: I FR, II FR		Construction Types: II-A, III-A, V-A		Construction Types: II-B, III-B, IV, VB		% Plan Check	% Inspection
			Base Cost @ Threshold Size	Cost for Each Additional 100 s.f. *	Base Cost @ Threshold Size	Cost for Each Additional 100 s.f. *	Base Cost @ Threshold Size	Cost for Each Additional 100 s.f. *		
S-1	[see UBC	-	\$0	\$22.88	\$0	\$19.14	\$0	\$15.32		
-	-	5,000	\$1,144	\$5.19	\$957	\$4.29	\$766	\$3.40		
-	-	12,500	\$1,533	\$3.82	\$1,279	\$3.18	\$1,021	\$2.60		
-	-	25,000	\$2,010	\$1.82	\$1,676	\$1.50	\$1,346	\$1.20		
-	-	50,000	\$2,465	\$4.93	\$2,052	\$4.10	\$1,645	\$3.29		
									66%	34%
S-1	[see UBC	-	\$0	\$12.70	\$0	\$10.62	\$0	\$8.48		
-	Tenant Im	5,000	\$635	\$2.75	\$531	\$2.25	\$424	\$1.84		
-	-	12,500	\$841	\$2.06	\$700	\$1.73	\$562	\$1.38		
-	-	25,000	\$1,098	\$1.01	\$916	\$0.83	\$735	\$0.65		
-	-	50,000	\$1,350	\$2.70	\$1,123	\$2.25	\$897	\$1.79		
									69%	31%
S-2	[see UBC	-	\$0	\$108.10	\$0	\$90.10	\$0	\$72.50		
-	-	1,000	\$1,081	\$25.73	\$901	\$21.60	\$725	\$16.80		
-	-	2,500	\$1,467	\$18.92	\$1,225	\$15.72	\$977	\$12.68		
-	-	5,000	\$1,940	\$8.64	\$1,618	\$7.18	\$1,294	\$5.74		
-	-	10,000	\$2,372	\$23.72	\$1,977	\$19.77	\$1,581	\$15.81		
									61%	39%
S-2	[see UBC	-	\$0	\$52.70	\$0	\$44.00	\$0	\$35.20		
-	Tenant Im	1,000	\$527	\$13.87	\$440	\$11.40	\$352	\$9.40		
-	-	2,500	\$735	\$10.56	\$611	\$8.64	\$493	\$6.88		
-	-	5,000	\$999	\$4.16	\$827	\$3.60	\$665	\$2.86		
-	-	10,000	\$1,207	\$12.07	\$1,007	\$10.07	\$808	\$8.08		
									48%	52%
U	Custom H	-	\$0	\$91.80	\$0	\$76.40	\$0	\$62.00		
-	-	500	\$459	\$15.47	\$382	\$18.13	\$310	\$9.60		
-	-	1,250	\$575	\$10.16	\$518	\$5.60	\$382	\$7.04		
-	-	2,500	\$702	\$7.20	\$588	\$5.92	\$470	\$4.72		
-	-	5,000	\$882	\$17.64	\$736	\$14.72	\$588	\$11.76		
									100%	0%
U	Tract Rep	-	n.a.	n.a.	n.a.	n.a.	n.a.	n.a.		
-	-	500	n.a.	n.a.	n.a.	n.a.	n.a.	n.a.		
-	-	1,250	n.a.	n.a.	n.a.	n.a.	n.a.	n.a.		
-	-	2,500	n.a.	n.a.	n.a.	n.a.	n.a.	n.a.		
-	-	5,000	n.a.	n.a.	n.a.	n.a.	n.a.	n.a.		
									43%	57%
-	All Shell B	-	\$0	\$16.88	\$0	\$14.02	\$0	\$11.26		
-	-	5,000	\$844	\$4.29	\$701	\$3.28	\$563	\$2.89		
-	-	12,500	\$1,166	\$3.26	\$947	\$2.95	\$780	\$2.19		
-	-	25,000	\$1,574	\$1.36	\$1,316	\$1.12	\$1,054	\$0.90		
-	-	50,000	\$1,915	\$3.83	\$1,596	\$3.19	\$1,278	\$2.56		
									51%	49%

* Each additional 100 square feet, or portion thereof, up to the next highest project size threshold.

Average %	Average %
Plan Check	Inspection
56%	44%

07/01/2021


City of Temecula - Building Fee Analysis
POTENTIAL FEE SCHEDULE FOR MISCELLANEOUS ITEMS
Fire Prevention Bureau

Work Item	FY21/22Fee (based upon calculated hourly rate)
Standard Hourly Rate	\$160
Antenna	
Radio, <30 ft	\$112
Radio, >30 ft	\$112
Dish > 2 ft	\$112
Cellular/Mobile Phone, free-standing	\$528
Cellular/Mobile Phone, attached to building	\$320
Awning/Canopy (supported by building)	\$640
Balcony addition	\$480
Carport	\$112
Close Existing Openings	
Interior wall	\$224
Exterior wall	\$224
Commercial Coach (per unit)	\$480
Covered Porch	\$112
Deck (wood)	\$160
Demolition (up to 3,000 s.f.)	\$320
Additional demolition	\$320
Door	
New door (non structural)	\$112
New door (structural shear wall/masonry)	\$112
Duct Detector Inspection	
1-2 Detectors	\$320
Each Additional Detector	\$112
Fence or Freestanding Wall (non-masonry)	\$160
6 - 10 feet in height	\$10
Each additional 100 lf	\$10
Over 10 feet in height	\$10
Each additional 100 lf	\$10
Fence or Freestanding Wall (masonry)	
Masonry, Standard (6-8 feet high)	\$10
Each additional 100 lf	\$10
Masonry, Special Design (6-10' high)	
Each additional 100 lf	\$10
Masonry, Special Design (over 10' high)	\$10
Each additional 100 lf	\$10

City of Temecula - Building Fee Analysis
POTENTIAL FEE SCHEDULE FOR MISCELLANEOUS ITEMS
Fire Prevention Bureau

Work Item	FY21/22Fee (based upon calculated hourly rate)
Partition - Commercial, Interior (up to 30 l.f.)	\$480
Additional partition	\$10
Room Addition - First Story	
Up to 300 s.f.	\$272
Additional room addition	\$16
Room Addition - Multi-story	
Up to 300 s.f.	\$272
Additional room addition	\$16
Skylight	
Less than 10 sf	\$320
Greater than 10 sf or structural	\$320
Stairs - First Flight	\$192
Each additional flight	\$192
Storage Racks	
0-8' high (up to 100 lf)	\$320
each additional 100 lf	\$112
over 8' high (up to 100 lf)	\$320
each additional 100 lf	\$112
Disabled Access Compliance Inspection	\$160
Address Assignment	\$16
Supplemental Plan Check Fee (first 1/2 hour)	\$160
Each Additional 1/2 hour (or portion thereof)	\$80
Supplemental Inspection Fee (first 1/2 hour)	\$160
Each Additional 1/2 hour (or portion thereof)	\$80

APPENDIX 3



City of Temecula

2021-2022 Landscape Plan Check and Inspection Fee Schedule

Conceptual Plan Review Fee

Project Acreage	Processing Fee
0-5 acres	\$360
5-10 acres	\$600
10-20 acres	\$780
20-50 acres	\$960
50 acres	\$960 + \$20 for each acre over 50 acres

Construction Landscape Plan Check Fee

Square Footage	Plan Check and Processing Fee
0 – 5,625	\$720 + \$782
5,626 – 22,500	\$1,340 + \$782
22,501 – 30,375	\$1,650 + \$782
30,376 – 37,125	\$1,940 + \$782
37,126 – 45,000	\$2,270 + \$782
45,001 – 56,250	\$2,590 + \$782
56,251 – 67,500	\$2,920 + \$782
67,501 – 78,750	\$3,240 + \$782
78,751 – 90,000	\$3,560 + \$782
90,001 and up	\$3,560 + .0075 for each sq. ft. above 90,001 sq. ft. + \$782

Landscape Inspection Fee

Single Family Detached.....\$200 per unit (includes bond release inspection)
(Models and Typicals)

All Other Landscape Plans (bond release inspection not included)
(i.e. Multi-Family/Slopes/HOA/Commercial, etc.)

- First Inspection - Irrigation Inspection
- Second Inspection - Landscape and Irrigation Coverage Inspection

Square Footage of Landscaping	Inspection Fee
Up to 5,000	\$1,250
5,001 to 10,000	\$1,500
10,001 to 20,000	\$1,750
20,001 to 30,000	\$2,000
30,001 to 40,000	\$2,250
40,001 to 50,000	\$2,500
Over 50,000	\$2,500 + \$250 for each additional 10,000 sf

Additional inspection fees of \$250 may occur if:

1. After the third inspection of the same area and type i.e. 3 irrigation inspections of the same area.
2. Phasing of projects into areas less than 10,000 square feet.

Bond Release Inspections.....\$250

Landscape Architectural Resource

Attendance at Development Review Committee and/or Planning Commission.....\$300/meeting

Specific Plan Review.....\$600

Hourly Rate.....\$110