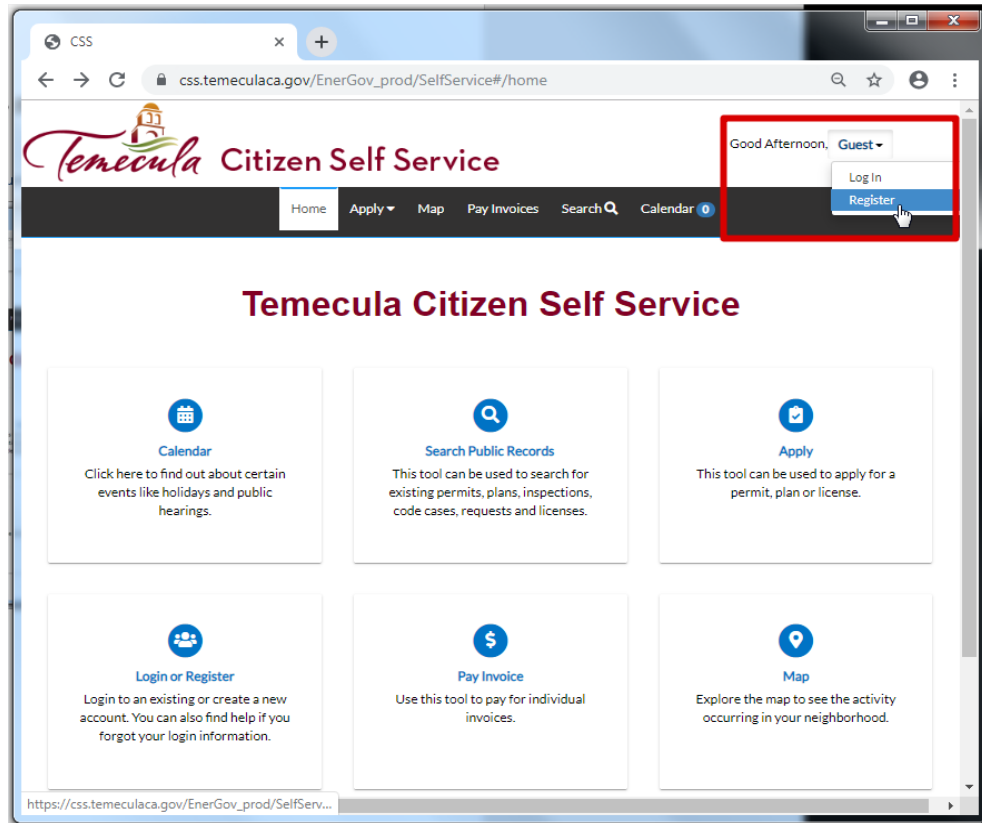
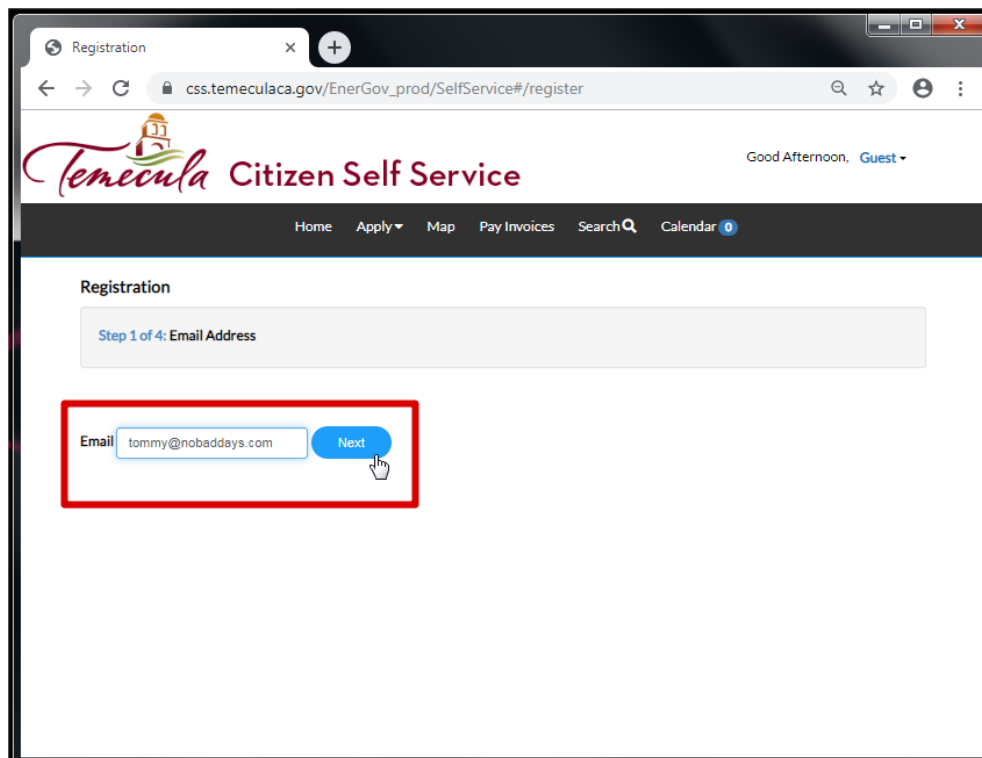


## How to REGISTER for a CSS (Citizen Self Service) online account :

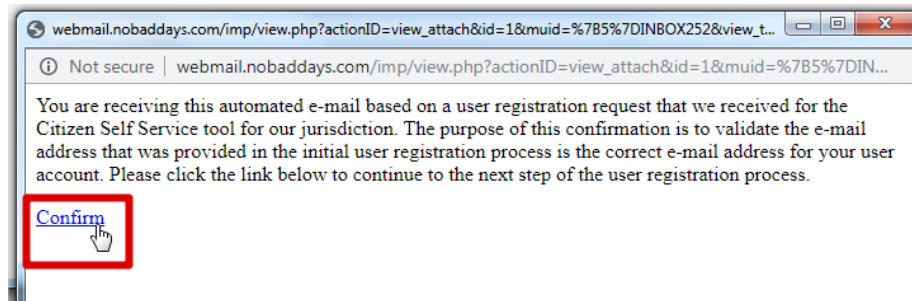
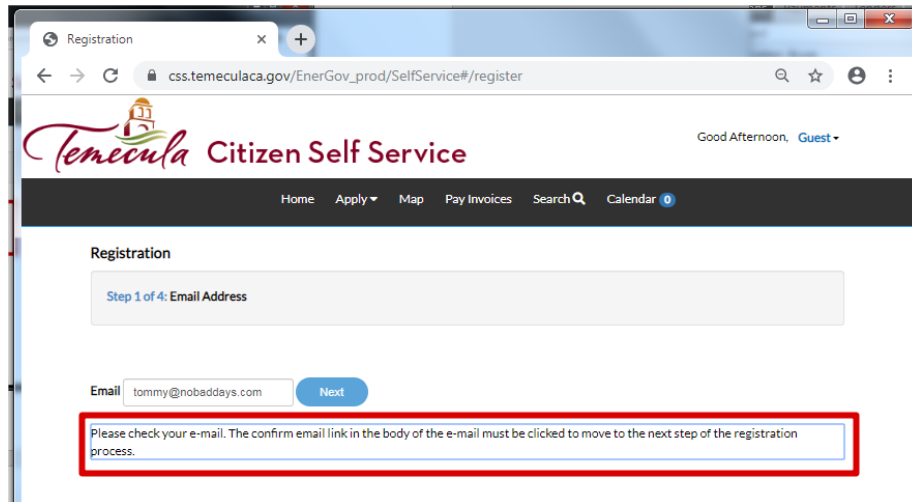
Step 1 – go to <https://css.temeculaca.gov> and under **Guest** drop down on the top right > select **Register**



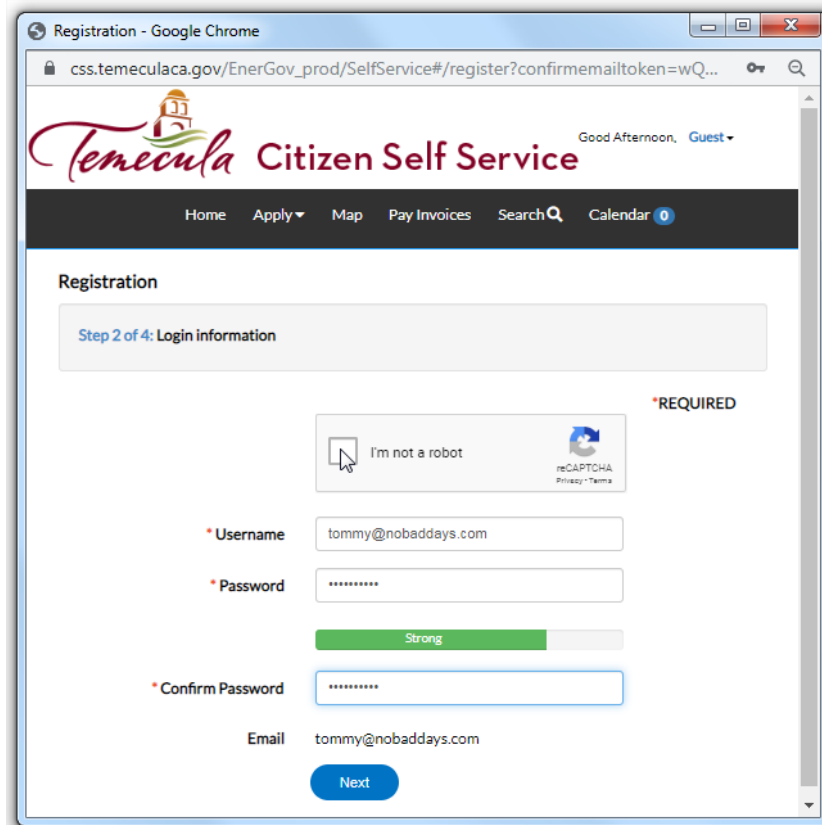
Step 2 – Enter your email address > then click the **Next** button



**Step 3** – Please check your email and click on the email link to [Confirm](#) in the body of the email.



**Step 4** – Fill out the Login information and Click on the **Next** button



**Step 5** – Enter your Personal Information > Click on the **Next** button

The screenshot shows a web browser window titled "Registration - Google Chrome" with the URL "css.temeculaca.gov/EnerGov\_prod/SelfService#/register?confirmemailtoken=wQ...". The page header features the Temecula logo and "Citizen Self Service" text, along with a greeting "Good Afternoon, Guest" and a navigation menu with "Home", "Apply", "Map", "Pay Invoices", "Search", and "Calendar". The main content area is titled "Registration" and shows "Step 3 of 4: Personal Info". The form includes the following fields: "First Name" (Thomas), "Middle Name" (empty), "Last Name" (Sample), "Company" (No Bad Days), "Contact Preference" (Email), and "Email Address" (tommy@nobaddays.com). A "Back" button and a "Next" button are at the bottom, with a mouse cursor hovering over the "Next" button.

**Step 5** – Enter your Address Information > Click on the **Submit** button

The screenshot shows the same web browser window, now at "Step 4 of 4: Address". The form fields are: "Country Type" (US), "Address Line 1" (42255 Baldaray Cir), "Pre Direction" (empty), "Address Line 2" (empty), "Street Type" (empty), "Post Direction" (empty), "Unit Or Suite" (C), "City" (Temecula), "State" (CA), "Postal Code" (92590), "County" (Riverside), and "Address Type" (Location Address). A "Back" button and a "Submit" button are at the bottom, with a mouse cursor hovering over the "Submit" button.

This screen will confirm that you have successfully registered, please await the approval email prior to Login.

